

## **Role of Rashtriya Uchchar Shiksha Abhiyan (RUSA) with respect to Gross Enrolment Ratio (GER) of males and females in Higher Educational Institutions of Jammu & Kashmir.**

**Aijaz Ahmad Dobi<sup>1\*</sup>, Dr Vivek Nath Tripathi<sup>2</sup>**

### **Abstract**

After the successful implementation of Sarva Shiksha Abhiyan (SSA) and Rashtriya Madhyamik Shiksha (RMSA) in the primary and secondary levels of education respectively for overall development of education system in India, a centrally sponsored scheme known as Rashtriya Uchchar Shiksha Abhiyan (RUSA) was launched by the Govt. of India in year 2013. The need of the RUSA was to improve the access, equity and excellence in the higher education system and to compete with fast global changes. To this context this paper intends to find out the effect of Rashtriya Uchchar Shiksha Abhiyan (RUSA) on the Gross Enrolment Ratio (GER) of males and females in higher educational institutions of Jammu & Kashmir. The related data was collected through a self-developed enrolment data bank as well as from various published papers and reports published by MHRD and UGC. The survey method of research was used for the study. The findings of the study revealed the positive impact of Rashtriya Uchchar Shiksha Abhiyan (RUSA) on the Gross Enrolment Ratio (GER) of males and females in higher educational institutions of Jammu & Kashmir.

**Keywords:** Access, Gross Enrolment Ratio (GER), RUSA, Higher Education.

### **Introduction**

The Higher Education system of a country is the gateway of its recognition in the global platform. It is the most critical component of bringing change in a society and a nation. Through Higher Education, a nation can address the issues relating to equity, accessibility, quality, values and development. Higher education enables individuals to expand their knowledge and skills, express their thoughts clearly in speech and in writing, grasp abstract concepts and theories, and increase their understanding of the world and their community. Definitely, higher education improves an individual's quality of life. To improve the access, equity and excellence in higher education system in India a centrally sponsored scheme known as Rashtriya Uchchar Shiksha Abhiyan (RUSA) was proposed by the Ministry of Human Resources Development Govt. of India in year 2013 to ensure holistic planning at the state level and enhancement of allocations for the state institutions. The scheme would be spread over the two plan periods (i.e. 12<sup>th</sup> and 13<sup>th</sup>) and would be an overarching scheme for funding the state universities and colleges in order to achieve the aims of equity, access and excellence.

RUSA is an umbrella scheme to be implemented in mission mode project that would subsume other existing schemes in the sector. The central funding would flow from MHRD to institutions, through the state budget. The funding to states would be made on the basis of critical appraisal of State Higher Educational Plans (SHEPs). The plans would describe each state's strategy to address issues of equity, access and excellence in higher education. All funding under the RUSA would be norm based and future grants would be outcome dependent. Commitment to certain academic, administrative and governance reforms will be a precondition for receiving funding under RUSA. Centre-state funding for the scheme will be in the ratio of 90:10 for North-Eastern States, Sikkim, J&K, Himachal Pradesh and Uttarakhand and 65:35 for other States and UTs. Funding will be available to even private-aided institutions subject to their duration of existence for permitted activities based on certain norms and parameters in a ratio of 50:50. The primary objective of RUSA would be to achieve the target of GER of 32% by the end of XIII Plan, which the Central Government has set for itself. Government of India aims to improve the quality of state universities and colleges and enhance their existing capacities so that they become dynamic, demand-driven, quality conscious, efficient and forward

---

<sup>1</sup> Department of Education, Himachal Pradesh University, Shimla-5. Email id: aijazs111@gmail.com

<sup>2</sup> Assistant Professor, Department of Education, Babasaheb Bhimrao Ambedkar University, Lucknow. Email id : viveknathtripathi@gmail.com

looking and responsive to rapid economic and technological developments occurring at the local, state, national and international levels.

### **Objectives**

**01.** To study the effect of Rashtriya Uchchatar Shiksha Abhiyan (RUSA) on the Gross Enrolment Ratio (GER) of males and females in higher educational institutions of Jammu & Kashmir.

### **Research Methodology**

The present study is the part of a research work, the purpose of which is to find out the effect of RUSA on the gross enrolment ratio of males and females in the higher educational institutions of Jammu & Kashmir. To achieve the objective of the study, survey method of research was used which come under the descriptive type of research.

### **Sample of the Study**

The population of the present study consists of all Govt degree colleges of the 22 districts of Jammu & Kashmir. The sample of the study was selected under two stages. In the first stage, 22 districts were divided into two strata on the basis of literacy rate (above average literacy rate and below average literacy rate). After that two districts namely Anantnag and Pulwama were selected from the upper strata rate (above average literacy rate) and two districts namely Kulgam and Shopian were selected from lower strata rate (below average literacy rate) by the method of simple random sampling technique. In the second stage, 15 Govt degree colleges of the sampled districts were selected by keeping in mind the year of establishment of the institution and also the streams running in these higher educational institutions. Those institutions were selected which were established before 2010-11 and which were running all the three streams viz arts, science and commerce at undergraduate level.

### **Tools Used**

In this study a self-developed enrolment data blank was used for the collection of data. The data was also obtained from various published papers, journals, websites and reports by UGC, AICTE, MHRD etc.

### **Findings of the Study:**

#### **01. Effect of implementation of Rashtriya Uchchatar Shiksha Abhiyan (RUSA) on Gross Enrolment Ratio (GER) of males and females in Higher Educational Institutions:**

The Gross Enrolment Ratio (GER) represents the statistical measure used in educational sector and by UN in its education index to determine the number of students enrolled in a specific level of education.

To find out the rise/fall in the Gross Enrolment Ratio (GER) of males and females before and after the implementation of Rashtriya Uchchatar Shiksha Abhiyan (RUSA) in the higher educational institutions of Jammu and Kashmir (J&K) four districts were selected namely Anantnag, Kulgam, Shopian and Pulwama. The district wise findings are presented here as under:

#### **A. Gross Enrolment Ratio (GER) of Males And Females in District Anantnag:**

According to the census of 2011, the population of males and females in district Anantnag for the age group between 18-23 years was 49840 and 41611 respectively. On the basis of this population and the enrolment data collected from different higher educational institutions of district Anantnag, the Gross Enrolment Ratio (GER) of males and females were calculated (expressed in percentage) which is shown in table 1 and depicted in figure 1.

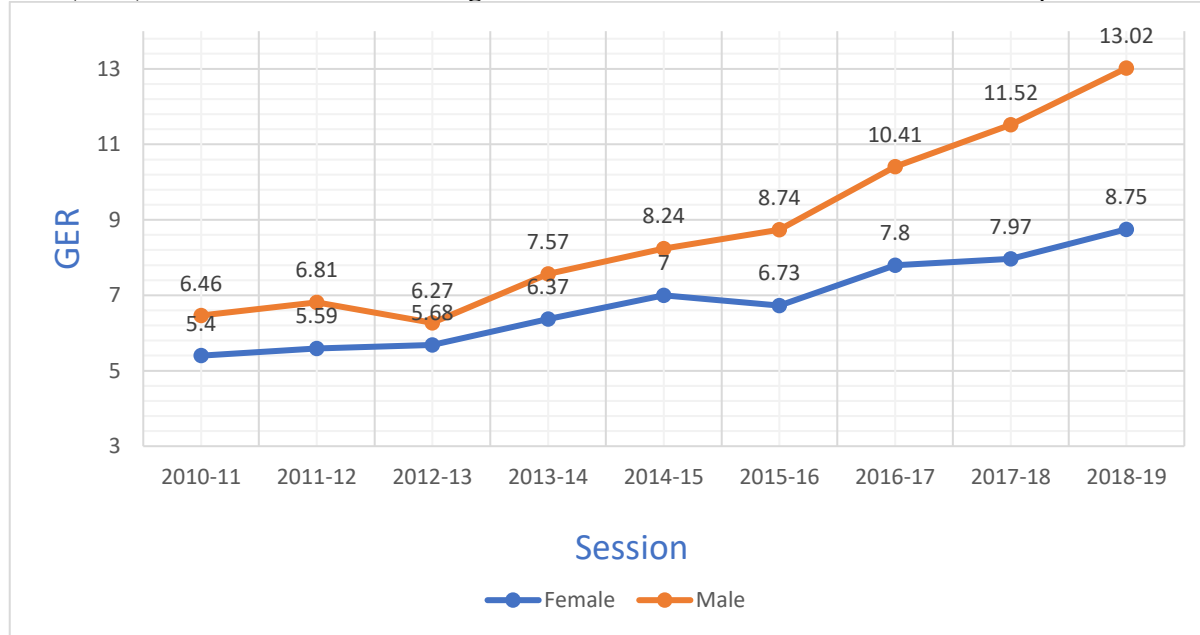
From table 1 and figure 1 it can be observed that Gross Enrolment Ratio (GER) of males was 6.46%, 6.81% and 6.27% for the session 2010-11, 2011-12 and 2012-13 respectively before implementation of RUSA. The decline in Gross Enrolment Ratio (GER) for the session 2012-13 may be due to the reason that males have felt no job security in undergraduate courses or they may have opted other professional or technical courses after passing senior secondary class. However, it was seen that there was extraordinary rise in GER of males from 7.57% in 2012-13 to 8.24% in 2013-14, 8.74% in 2015-16, 10.41% in 2016-17, 11.25% in 2017-18 and 13.02% in 2018-19 after the implementation of RUSA. From the above data, it can be interpreted that there was both rise as well as decline in GER of males before implementation of RUSA, but after implementation of RUSA the GER of males increases rapidly.

**Table 1:** Gross Enrolment Ratio (GER) of males and females in Higher Educational Institutions before and after implementation of RUSA in District Anantnag.

S. No.	Name of Institution	Gross Enrolment Ratio (GER) before Implementation of RUSA						Gross Enrolment Ratio (GER) after Implementation of RUSA											
		2010-2011		2011-2012		2012-2013		2013-2014		2014-2015		2015-2016		2016-2017		2017-2018		2018-2019	
		M	F	M	F	M	F	M	F	M	F	M	F	M	F	M	F	M	F
01.	GDC Boys Anantnag	2.79	0.35	3.26	0.38	2.48	0.29	2.94	0.27	3.85	0.28	3.96	0.21	4.23	0.19	4.97	0.16	5.32	0.11
02.	GDC Women Anantnag	-	2.63	-	2.71	-	2.82	-	3.15	-	3.61	-	3.21	-	3.87	-	3.93	-	4.16
03.	GDC Dooru	0.96	0.82	0.94	0.83	0.78	0.75	0.92	0.88	1.14	1.07	1.19	1.08	1.42	1.29	1.37	1.28	1.73	1.3
04.	GDC Bijbehara	0.99	0.74	0.89	0.7	1.03	0.78	1.24	0.72	0.97	0.83	1.13	0.9	1.18	1.01	1.21	1.07	1.41	1.19
05.	GDC Kokernag	0.94	0.42	0.87	0.43	0.74	0.32	0.87	0.4	0.78	0.34	0.86	0.41	1.05	0.43	1.03	0.4	1.26	0.61
06.	GDC Utterasoo	0.37	0.24	0.39	0.25	0.47	0.31	0.79	0.48	0.71	0.41	0.80	0.47	0.96	0.52	0.87	0.56	1.21	0.66
07.	GDC Vailoo	0.41	0.20	0.46	0.29	0.77	0.41	0.81	0.47	0.79	0.46	0.80	0.45	1.62	0.49	1.8	0.57	2.09	0.72
<b>Total</b>		<b>6.46</b>	<b>5.40</b>	<b>6.81</b>	<b>5.59</b>	<b>6.27</b>	<b>5.68</b>	<b>7.57</b>	<b>6.37</b>	<b>8.24</b>	<b>7.00</b>	<b>8.74</b>	<b>6.73</b>	<b>10.41</b>	<b>7.8</b>	<b>11.25</b>	<b>7.97</b>	<b>13.02</b>	<b>8.75</b>

Source: Enrolment Records of the concerned institutions.

**Figure 1 :** Gross Enrolment Ratio (GER) of males and females in Higher Educational Institutions before and after implementation of RUSA in District Anantnag.



Similarly, it can be also observed from table 1 and figure 1 that Gross Enrolment Ratio (GER) of females was 5.40%, 5.59% and 5.68% for the session 2010-11, 2011-12 and 2012-13 respectively. It was found that there was a minor increase in GER of females in these years i.e. before the implementation of RUSA. However, it is seen that GER of females has remarkably increased in the years after the implementation of RUSA. It increased from 6.37% in 2013-14 to 7.00 in 2014-15, 6.73% in 15-16, 7.80 in 2016-17, 7.97% in 2017-18 and 8.75% in 2018-19. It was observed that there was a slight decrease in GER of females from 7.00% in 2014-15 to 6.73% in 2015-16. This decrease in GER of females in session 2015-16 may be due to the floods of September 2014 in Kashmir or may be due to the reason that females have opted other professional courses after passing their secondary class according the opinion of different stakeholders of RUSA in Jammu & Kashmir.

From the above discussion, it may be concluded that the Gross Enrolment Ratio (GER) of both males and females has eminently increased after implementation of Rastriya Uchchatar Shiksha Abhiyan (RUSA). This increase may be attributed to various access and equity related initiatives taken in higher education, rapid expansion of courses being offered to students, scholarships being provided to students under different government schemes as well as by the various efforts undertaken by government under RUSA to improve the higher education system in Jammu & Kashmir.

Further by comparing the GER of males and females of district Anantnag as given in table 1 and figure 1, it can be observed that GER of males and females has increased considerably after implementation of RUSA. It can also be seen from the data that GER of males was significantly higher as compared to GER of females. As can be noticed from the table 1 and figure 1 that GER was 6.46% for males as compared to 5.40% for females in session 2010-11. Further, the same upward trend can be seen in the proceeding sessions as 6.81% for males and 5.59% for females in 2011-12, 6.27% for males and 5.68% in 2012-13, 7.57% for males and 6.37 for females in 2013-14, 8.24% for males and 7.00% for females in 2014-15, 8.74% for males and 6.73% for females in 2015-16, 10.41% for males and 7.80% for females in 2016-17, 11.52% for males and 7.97% for females in 2017-18 and 13.02% for males and 8.75% for females in 2018-19. Hence, it can be concluded that GER of males has remarkably increased than GER of females in district Anantnag after implementation of RUSA.

#### **B. Gross Enrolment Ratio (GER) of Males and Females in District Kulgam:**

As per the census of 2011, the population of males and females in district Kulgam for 18-23 years of age group is 30201 and 27182 respectively. Based on this population and the enrolment data collected from various higher educational institutions of district Kulgam, the Gross Enrolment Ratio (GER) of males and females were calculated (expressed in percentage) and is shown in table 2 and depicted in figure 2.

The data given in table 2 and figure 2 shows that Gross Enrolment Ratio (GER) for males was 5.30%, 6.09% and 6.65% in session 2010-11, 2011-12 and 2012-13 respectively before the implementation of RUSA. While as Gross Enrolment Ratio (GER) for males after implementation of RUSA is 7.06% in 2013-14, 7.25% in 2014-15, 8.46% in 2015-16, 9.13% in 2016-17, 9.78% in 2017-18 and 10.27% in 2018-19. This shows that there is increase in trend in GER of males before and after the implementation of RUSA in district Kulgam. However, before implementation of RUSA increase in GER in males is slower as compared to their increase in GER after the implementation of RUSA.

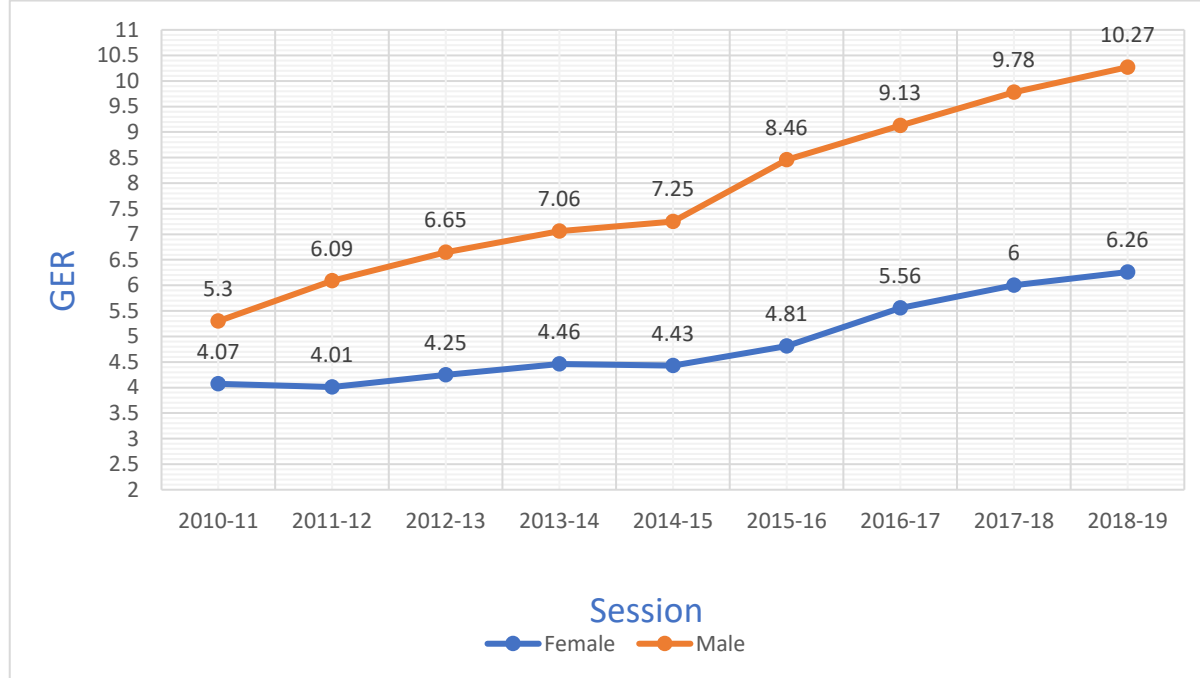
Similarly, it can be seen from the table 2 and figure 2 that Gross Enrolment of Females was 4.07, 4.01 and 4.25 in sessions 2010-11, 2011-12 and 2013-14 respectively i.e. before implementation of RUSA. It shows that before implementation of RUSA there was no consistent increase in GER of females in the successive years. However, it can be observed that GER of females was increased significantly after the implementation of RUSA. It increased from 4.46% in 2014-15 to 6.26% in 2018-19. From this data, it was observed that in a particular session i.e. in 2014-15, a slight decline was observed in the GER of females after the implementation of RUSA. This decline was may be due to the reason that females might have opted other professional courses like medical sciences or engineering after passing their secondary class or they might have felt no job security in undergraduate courses as per the conversations with different stakeholders.

**Table 2. :** Gross Enrolment Ratio (GER) in Higher Educational Institutions before and after implementation of RUSA in District Kulgam.

S. No	Name of Institution	Gross Enrolment Ratio (GER) before Implementation of RUSA						Gross Enrolment Ratio (GER) after Implementation of RUSA											
		2010-2011		2011-2012		2012-2013		2013-2014		2014-2015		2015-2016		2016-2017		2017-2018		2018-2019	
		M	F	M	F	M	F	M	F	M	F	M	F	M	F	M	F	M	F
01.	GDC Kulgam	3.13	2.52	3.10	2.13	3.48	2.31	3.57	2.34	3.43	2.2	3.76	2.25	3.89	2.42	4.03	2.6	4.26	2.87
02.	GDC Kilam	2.17	1.55	2.27	1.57	2.35	1.59	2.51	1.66	2.93	1.79	3.18	1.94	3.61	2.36	3.63	2.45	3.73	2.48
03.	GDC D.H.Pora	-	-	0.72	0.31	0.82	0.35	0.98	0.46	0.89	0.44	1.52	0.62	1.63	0.78	2.12	0.95	2.28	0.91
<b>Total</b>		<b>5.3</b>	<b>4.07</b>	<b>6.09</b>	<b>4.01</b>	<b>6.65</b>	<b>4.25</b>	<b>7.06</b>	<b>4.46</b>	<b>7.25</b>	<b>4.43</b>	<b>8.46</b>	<b>4.81</b>	<b>9.13</b>	<b>5.56</b>	<b>9.78</b>	<b>6.00</b>	<b>10.27</b>	<b>6.26</b>

Source: Enrolment Records of the respective institution.

**Figure. 2.:** Gross Enrolment Ratio (GER) of males and females in Higher Educational Institutions before and after implementation of RUSA in District Kulgam.



From the above discussion, it can be concluded that Gross Enrolment Ratio (GER) of both males and females has rapidly increased after the implementation of RUSA in district Kulgam. This increase in GER of males and females may be attributed to the variety of interventions taken in higher education system of the district under centrally sponsored scheme RUSA.

Further, by comparing the GER of males and females in higher educational institutions of district Kulgam as shown in table 2 and figure 2, it can be observed that GER of males has increased considerably than GER of females after implementation of RUSA. It can be seen that GER for males was 7.06% as compared to 4.46% for females in session 2013-14. Further the same trend can be seen in later sessions as 7.25% for males and 4.43% in session 2014-15, 8.46% for males and 4.81% for females in 2015-16, 9.13% for males and 5.56% in 2016-17, 9.78% for males and 6.00 % for females in 2017-18 and 10.27% for males and 6.26% for females in 2018-19. Thus, it can be concluded that GER of males has significantly increased as compared to the GER of females in district Kulgam after the implementation of RUSA, though the similar trend was seen before the implementation of RUSA but with slower rate.

### **C. Gross Enrolment Ratio (GER) Of Males and Females in District Pulwama:**

According to the census of 2011, the population of males and females in district Pulwama for the age group of 18-23 years was 33862 and 28270 respectively. On the basis of this population and the enrolment data collected from different higher educational institutions of district Pulwama, the Gross Enrolment Ratio (GER) of males and females were calculated. The GER calculated is expressed in percentage and is shown in table 3 and depicted in figure 3.

From table 3 and figure 3, it can be observed that the GER of males was 5.93%, 6.04% and 6.27% during the session 2010-11, 2011-12 and 2012-13 respectively before implementation of RUSA. It can be seen that after implementation of RUSA, GER of males was 7.45% in 2013-14, 7.92% in 2014-15, 8.58% in 2015-16, 8.91% in 2016-17, 9.14% in 2017-18 and 9.65% in 2018-19. While interpreting the above data, it can be noticed that GER of males has increased before as well as after the implementation of RUSA. However the rate of increase in GER after implementation of RUSA is more as compared to rate of increase in GER before implementation of RUSA.

Similarly, it can also be seen from the table 3 and figure 3, that GER of females was 3.86% in 2010-11, 3.83% in 2011-12 and 3.82% in 2012-13 before implementation of RUSA. It can be seen that there is minor decline in GER of females from session 2010-11 to session 2012-13 i.e. before the implementation of RUSA. However, it can be observed from data that there was increase in GER of females in the successive years after the implementation of RUSA. It increases from 4.6% in 2013-14 to 4.96% in 2014-15, 5.18% in 2015-16, 5.31% in 2016-17, 5.27% in 2017-18 and 6.42% in 2018-19.

From the above discussion, it may be concluded that GER of both males and females has significantly increased in district Pulwama after the implementation of RUSA. This increase in trend in GER of males and females is directly credited to the initiatives taken in higher education system under Rastriya Uchchar Shiksha Abhiyan (RUSA) .

Further, if GER of males and GER of females can be compared before and after the implementation of RUSA, as given in table 3 and figure 3, it can be observed that GER of males was 5.93% and that of females was 3.86% during the session 2010-11, In later sessions the GER was 6.04% for males and 3.83% for females in 2011-12, 6.27% for males and 3.82% for females in 2012-13, 7.45% for males and 4.6% for females in 2013-14, 7.92% for males and 4.96% for females in 2014-15, 8.58% for males and 5.18% for females in 2015-16, 8.91% for males and 5.31% for females in 2016-17, 9.14% for males and 5.57% for females in 2017-18 and 9.65% for males and 6.42% for females in 2018-19.

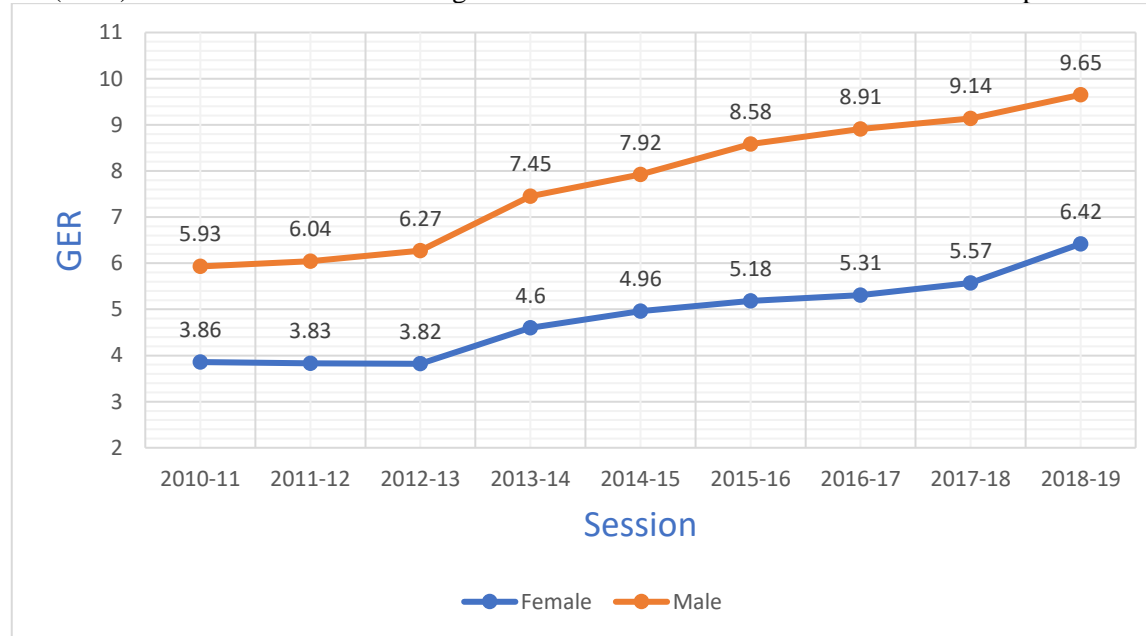
Thus from the above data, it can be concluded that GER of males has significantly increased as compared to GER of females before as well as after implementation of RUSA. However the rate of increase in GER after implementation of RUSA is higher than the rate of increase in GER before implementation of RUSA.

**Table 3 :** Gross Enrolment Ratio (GER) in Higher Educational Institutions before and after implementation of RUSA in District Pulwama.

S. No	Name of Institution	Gross Enrolment Ratio (GER) before Implementation of RUSA						Gross Enrolment Ratio (GER) after Implementation of RUSA											
		2010-2011		2011-2012		2012-2013		2013-2014		2014-2015		2015-2016		2016-2017		2017-2018		2018-2019	
		M	F	M	F	M	F	M	F	M	F	M	F	M	F	M	F	M	F
1.	GDC Boys Pulwama	2.56	1.6	2.67	1.75	2.82	1.72	3.03	1.89	3.19	1.92	3.38	2.04	3.85	2.26	3.94	2.38	4.14	2.89
2.	GDC Women Pulwama	1.82	1.31	1.97	1.32	1.87	1.27	2.39	1.42	2.43	1.49	2.91	1.78	2.84	1.67	3.14	1.99	3.21	2.06
3.	GDC Tral	1.55	0.95	1.16	0.61	1.23	0.62	1.31	0.69	1.49	0.88	1.45	0.65	1.38	0.68	1.27	0.57	1.43	0.71
4.	GDC Pampore	-	-	0.24	0.15	0.35	0.21	0.71	0.60	0.81	0.67	0.84	0.71	0.84	0.7	0.79	0.63	0.87	0.76
<b>Total</b>		<b>5.93</b>	<b>3.86</b>	<b>6.04</b>	<b>3.83</b>	<b>6.27</b>	<b>3.82</b>	<b>7.45</b>	<b>4.6</b>	<b>7.92</b>	<b>4.96</b>	<b>8.58</b>	<b>5.18</b>	<b>8.91</b>	<b>5.31</b>	<b>9.14</b>	<b>5.57</b>	<b>9.65</b>	<b>6.42</b>

**Source:** Enrolment Records of the respective institutions.

**Figure. 3 :** Gross Enrolment Ratio (GER) of males and females in Higher Educational Institutions before and after implementation of RUSA in District Pulwama.



**D. Gross Enrolment Ratio (GER) of Males And Females in District Shopian:**

As per the census of 2011, the population of males and females in district Shopian between the age group of 18-23 was 21886 and 19286 respectively. Based on this population and the enrolment data collected from various higher educational institutions of district Shopian, the Gross Enrolment Ratio (GER) of males and females were calculated (expressed in percentage) and is shown in table 4 and depicted in figure 4.

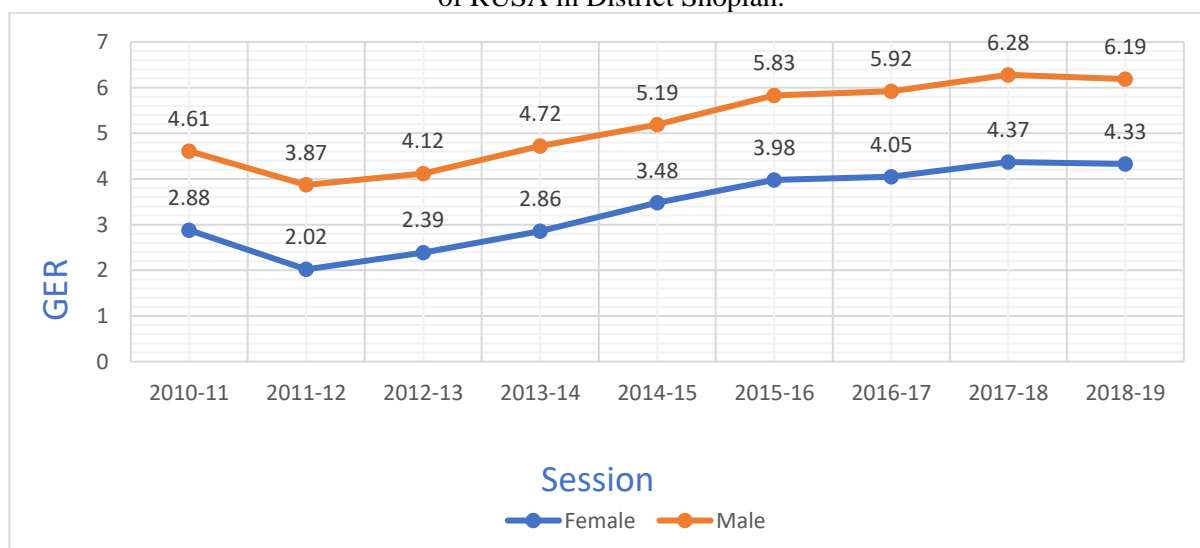
The data given in table 4 and figure 4 shows that Gross Enrolment Ratio (GER) for males was 4.61%, 3.87% and 4.12% in session 2010-11, 2011-12 and 2012-13 respectively before the implementation of RUSA. While as Gross Enrolment Ratio (GER) for males after implementation of RUSA was 4.72% in 2013-14, 5.19% in 2014-15, 5.83% in 2015-16, 5.92% in 2016-17, 6.28% in 2017-18 and 6.19% in 2018-19. The data shows that there was both upward as well as downward trend in GER of males before implementation of RUSA. However, it can be seen that there was remarkable increase in GER of males after implementation of RUSA up to year 2017-18. After that a slight decline was seen in GER of males during the session 2018-19 as compared to 2017-18. The decline in GER in a particular session 2018-19 after implementation of RUSA may be due to the reason that males might have opted other professional courses like engineering and medical sciences or might have migrated to the nearby district or state for their higher education after passing their secondary class as per the conversations made with different stakeholders of RUSA in Jammu & Kashmir.

**Table 4 :** Gross Enrolment Ratio (GER) in Higher Educational Institutions before and after implementation of RUSA in District Shopian.

S. No	Name of Institution	Gross Enrolment Ratio (GER) before Implementation of RUSA						Gross Enrolment Ratio (GER) after Implementation of RUSA											
		2010-2011		2011-2012		2012-2013		2013-2014		2014-2015		2015-2016		2016-2017		2017-2018		2018-2019	
		M	F	M	F	M	F	M	F	M	F	M	F	M	F	M	F	M	F
01	Govt. Degree college Shopian	4.61	2.88	3.87	2.02	4.12	2.39	4.72	2.86	5.19	3.48	5.83	3.98	5.92	4.05	6.28	4.37	6.19	4.33
<b>Total</b>		<b>4.61</b>	<b>2.88</b>	<b>3.87</b>	<b>2.02</b>	<b>4.12</b>	<b>2.39</b>	<b>4.72</b>	<b>2.86</b>	<b>5.19</b>	<b>3.48</b>	<b>5.83</b>	<b>3.98</b>	<b>5.92</b>	<b>4.05</b>	<b>6.28</b>	<b>4.37</b>	<b>6.19</b>	<b>4.33</b>

**Source:** Enrolment Records of the respective institutions.

**Figure 4 :** Gross Enrolment Ratio (GER) in Higher Educational Institutions before and after implementation of RUSA in District Shopian.



Similarly, it can also be observed from table 4 and figure 4 that Gross Enrolment Ratio (GER) of females was 2.88%, 2.02% and 2.39% for the session 2010-11, 2011-12 and 2012-13 respectively. It was found that there was a decrease in GER of females in session 2011-12 i.e. before the implementation of RUSA. It shows that there was both upward as well as downward trend in GER of females before implementation of RUSA. However, it is seen that GER of females has remarkably increased in the years after the implementation of RUSA. It increased from 2.86 % in 2013-14 to 3.48 in 2014-15, 3.98% in 2015-16, 4.05% in 2016-17, 4.37% in 2017-18 and 4.33% in 2018-19. It was observed that there was a slight decrease in GER of females from 4.37% in 2017-18 to 4.33% in 2018-19 after the implementation of RUSA. This decrease in GER of females in session 2018-19 was may be due to the reason that females might have opted other professional courses or



might have felt no job security in under graduate courses after passing their secondary class according to the opinion of different stakeholders of RUSA.

From the above discussion, it may be concluded that GER of both males and females has significantly increased in district Shopian after the implementation of RUSA. This increase in trend in GER of males and females is attributed to the various initiatives taken in higher education system under Rashtriya Uchcharat Shiksha Abhiyan (RUSA).

Further by comparing the GER of males and females of district Shopian as given in table 4 and figure 4, it can be observed that GER of males has increased considerably than GER of females before as well as after implementation of RUSA. As can be noticed from the table 4 and figure 4 that GER for males was 4.61% as compared to 2.88% for females in session 2010-11. Further, the same upward trend was observed in the latter sessions as 3.87% for males and 2.02% for females in 2011-12, 4.12% for males and 2.39% for females in 2012-13, 4.72% for males and 2.86% for females in 2013-14, 5.19% for males and 3.48% for females in 2014-15, 5.83% for males 3.98% for females in 2015-16, 5.92% for males and 4.05% for females in 2016-17, 6.28% for males and 4.37% for females in 2017-18 and 6.19% for males and 4.33% for females in 2018-19. Hence, it can be concluded from the above data that GER of males has remarkably increased than GER of females in district Shopian after implementation of RUSA.

### E. OVERALL GROSS ENROLMENT RATIO (GER) OF MALES AND FEMALES IN HIGHER EDUCATIONAL INSTITUTIONS:

The over-all Gross Enrolment Ratio (GER) of males and females between 18-23 years age group in the higher educational institutions of four districts of Jammu & Kashmir namely Anantnag, Kulgam, Pulwama and Shopian was further calculated and summed up in table 5 and depicted in figure 5.

From table 5 and figure 5, it can be seen that GER of males has increased remarkably before and after implementation of RUSA. As can be observed from data that GER of males was 5.58%, 5.70% and 5.82% for session 2010-11, 2011-12 and 2012-13 respectively before implementation of RUSA, while as after implementation of RUSA it was 6.7% in 2013-14, 7.15% in 2014-15, 7.9% in 2015-16, 8.59% in 2016-17, 9.11% in 2017-18 and 9.78% in 2018-19. It can be noticed that the rate of increase in GER of males after implementation of RUSA was higher than their rate of increase in GER before implementation of RUSA.

Further, It can also be observed from data, that there was irregular trend in GER of females before implementation of RUSA. The GER of females was 4.04%, 3.86% and 4.03% during 2010-11, 2011-12 and 2012-13 sessions respectively. The irregular trend in GER of females before implementation of RUSA might be due to various reasons like unavailability of courses of interest or may be due to the reason that students might have felt no job security in undergraduate courses or they may have opted other professional courses like engineering and medical sciences after passing their senior secondary class.. However, it is seen that GER of females increased rapidly after implementation of RUSA. The GER of females after implementation of RUSA was 4.57% in 2013-14, 4.96% in 2014-15, 5.17% in 2015-16, 5.68% in 2016-17, 5.97% in 2017-18 and 6.44% in 2018-19.

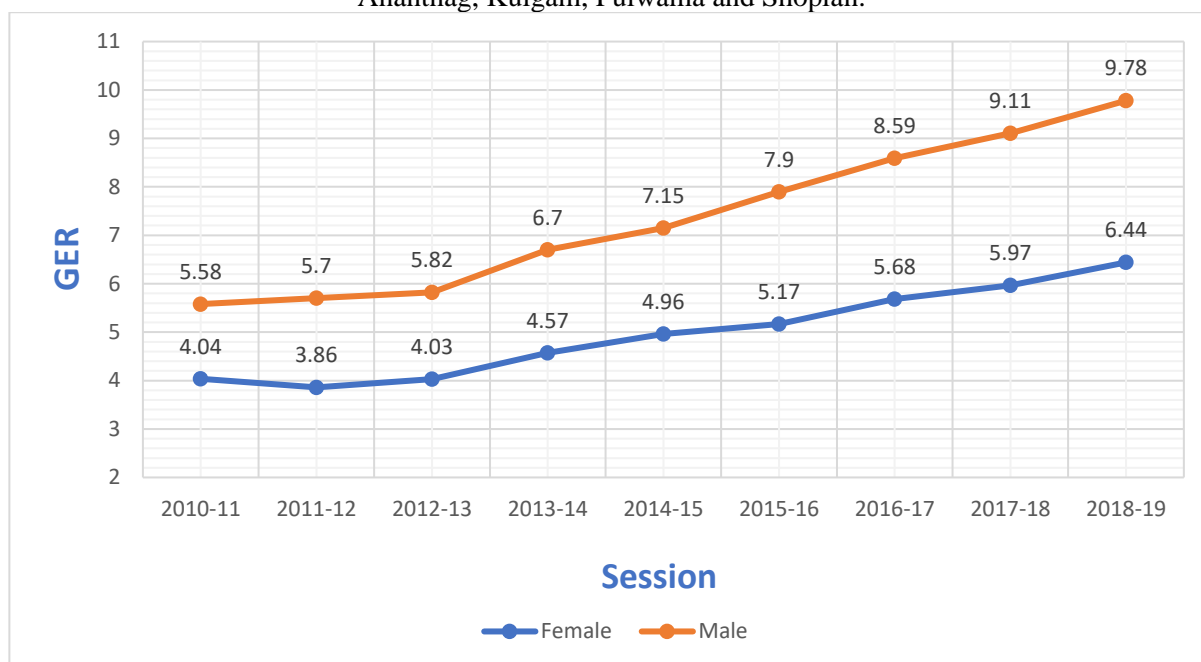
Thus, from the above discussion, it may be concluded that there was an increasing trend in GER of both males and females after the implementation of RUSA. This increase is generally attributed to the various efforts made by the Government in higher education system under the RUSA scheme.

**Table 5 :** Overall GER of Males and Females in Higher Educational Institutions of Four Districts viz. Anantnag, Kulgam, Pulwama and Shopian.

Name of District	Gross Enrolment Ratio (GER) before Implementation of RUSA						Gross Enrolment Ratio (GER) after Implementation of RUSA											
	2010-11		2011-12		2012-13		2013-14		2014-15		2015-16		2016-17		2017-18		2018-19	
	M	F	M	F	M	F	M	F	M	F	M	F	M	F	M	F	M	F
Anantnag	6.48	5.38	6.82	5.58	6.27	5.68	7.57	6.37	8.24	7.0	8.74	6.73	10.41	7.8	11.25	7.97	13.02	8.75
Kulgam	5.3	4.07	6.09	4.01	6.65	4.25	7.06	4.46	7.25	4.43	8.46	4.81	9.13	5.56	9.78	6.00	10.27	6.26
Pulwama	5.93	3.86	6.04	3.83	6.27	3.82	7.45	4.60	7.92	4.96	8.58	5.18	8.91	5.31	9.14	5.57	9.65	6.42
Shopian	4.61	2.88	3.87	2.02	4.12	2.39	4.72	2.86	5.19	3.48	5.83	3.98	5.92	4.0	6.28	4.37	6.19	4.33
<b>Total (Average)</b>	<b>5.58</b>	<b>4.04</b>	<b>5.70</b>	<b>3.86</b>	<b>5.82</b>	<b>4.03</b>	<b>6.7</b>	<b>4.57</b>	<b>7.15</b>	<b>4.96</b>	<b>7.90</b>	<b>5.17</b>	<b>8.59</b>	<b>5.68</b>	<b>9.11</b>	<b>5.97</b>	<b>9.78</b>	<b>6.44</b>

**Source:** Enrolment Records of the respective institutions.

**Figure 5 :** Overall GER of Males and Females in Higher Educational Institutions of Four Districts viz. Anantnag, Kulgam, Pulwama and Shopian.



Further by comparing the GER of males and females of four district viz Anantnag, Kulgam, Pulwama and Shopian as given in table 5 and figure 5, it can be concluded that GER of males was more than the GER of females before as well as after implementation of RUSA. It was 5.58% for males as compared to 4.04% for females in session 2010-11. Further, the same upward trend was observed in the latter sessions as 5.7% for males and 3.86% for females in 2011-12, 5.82% for males and 4.03% for females in 2012-13, 6.7% for males and 4.57% for females in 2013-14, 7.15% for males and 4.96% for females in 2014-15, 7.9% for males and 5.17% for females in 2015-16, 8.59% for males and 5.68% for females in 2016-17, 9.11% for males and 5.97% for females in 2017-18 and 9.78% for males and 6.44% for females in 2018-19. The reason of low GER of females as compared to males may be due to lack of interest of females towards higher education or might be due to some other reason like early marriage, disinterest of parents, or low sex ratio of females etc. according to the opinion given by the different stakeholders of RUSA in Jammu & Kashmir.

#### References:

- AISHE 2017-18 (2018).** Ministry of Human Resource Development Department of Higher Education, New Delhi, Retrieved and downloaded from <https://www.epsiindia.org/2019/02> on 10 December 2018.
- Balu, A., and Rajkumar, P. (2015).** *RUSA-Present higher education trends in India*, International journal of scientific research, XI (4), 239-245.
- Bushan , B., and Devi A, (Jan. 2018)** “Rashtriya Uchchar Shiksha Abhiyan (RUSA) and its significance and challenges on inclusive growth of higher Education”, *International Journal of Advanced Educational Research*, Vol. 3, Issue 1, Page No. 87-89.
- Kachari, N., and Dutta, J. ( August 2017).** “A Study of the Prospects of Higher Education in the Context of Rashtriya Uchchar Shiksha Abhiyan (RUSA)”, *International Journal of Science and Research*, Vol. 6, issue-8, pp. 1116-1118.
- Ministry of Human Resource Development.** "*Rashtriya Uchchar Shiksha Abhiyan: National Higher Education Mission*" (PDF). National Informatics Centre. Retrieved and downloaded from <https://www.education.gov.in> on 10 oct. 2019.
- MHRD Dec. 2013.** Rashtriya Uchchar Shiksha Abhiyan (RUSA), *Draft Guidelines for Consultation*, Department of Higher Education Ministry of Human Resource Development Government of India,. Retrieved and downloaded from on 17 September 2018.
- Saini, M., & SOOD, M. (2018).** “Effect of implementation of Rastriya Uchchar Shiksha Abhiyan (RUSA) on Gross Enrolment Ratio of males and females in Higher Educational Institutions”, *Research Guru Journal* , Vol. 12, issue-2, pp. 535-541.

Role of Rashtriya Uchchatar Shiksha Abhiyan (RUSA) with respect to Gross Enrolment Ratio (GER) of males and females in Higher Educational Institutions of Jammu & Kashmir.

**Sharma, H. (May 2014).** "Higher Education in Assam", *International Indexed & Refereed Research Journal*, ISSN-2250-2629, , Vol-1, Issue-5, pp .01-03.

**Singh, K.P., & Ahmed, Shakeel (March 2011).** *Issues and Challenges in Higher Education*, University News, -Association of Indian University. New Delhi. . Vol. 49(10). pp.1-5.

**Singh, R. N., & Devi, Madhuri (July 2014).** *Rashtriya Uchchatar Shiksha Abhiyan (RUSA): Current Higher Education Trends In Manipur*, *International Journal of Social Science and Humanities Research* Vol. 2, Issue 3, pp.57-71.