

Optimized Non Uniform Circular Array Design Using SGOA

Research Article

Jyothi Buddida¹, Kamala Srinivasan²

Abstract

Circular array antennas have become more popular after the advent of wireless communication. Side lobe level is major problem in circular antenna array synthesis. Beam forming involves in accepting desired signal and rejecting any undesired signal. Round exhibits enjoy the benefit of certain inborn highlights like example guiding capacities. Not with standing, union of round exhibits is an unpredictable issue. In this paper, the union of round about clusters with the goal of sidelobe level concealment is done utilizing novel gathering of people improvement procedures. The created designs are contrasted and those of the uniform circulation of round clusters. The round exhibit of 20, 25, 30 and 35 components is planned with the SLL of - 25dB as target. The investigation of the cluster is completed as far as the radiation designs.

Keywords: *amplitude, SGOA, SLL, NUCA , beam width*

¹AssistantProfessor,H&BS Department,Aditya College of Engineering, Surampalem, India.

jyothi4050@aec.edu.in , ORCID : 0000-0002-4309-5658

²Academic Consultant ,Department of Physics , S.V.University , Tirupati, Andhra Pradesh, [India.](#)
kamalasrinivasan@rediffmail.com

Received :12-02-2021 Accepted : 21-06-2021

1.Introduction

The receiving wire clusters are critical components in the remote correspondence frame works now a days. Out of the multitude of various calculations of radio wire exhibits like straight, round about, planar and non-planar 3D, the relating round clusters enjoy numerous benefits which are completely reasonable for the applications in remote correspondences [1-6]. This communicated a test to the receiving wire specialists to plan the round exhibit radio wires which can deliver wanted radiation designs for a few remote applications like individual correspondence frameworks, RADAR, business remote frameworks and a few other guard applications. The antenna array configuration (AAC) has several advantages over single element antenna. It is possible to obtain high gain and directivity using AAC. It is also possible to direct the beam to any direction of interest using the AAC. In addition to beam steering capabilities, it is also possible to shape the radiation pattern in the desired form in order to compete with several applications. (Jyothi, Constrained Optimization of Linear Antenna Arrays using Novel Social Group Optimization algorithm, ISSN: 2278-3075, Volume-8 Issue-4, February 2019)

Likewise, in this paper such round cluster receiving wire configuration has been introduced. Nonetheless, the customary methodology has consistently certain impediment and can't have the adaptability and straightforwardness in planning regarding the necessities of the applications and frameworks [1-3]. In the new past a few nature enlivened and meta-heuristic calculations are created to plan radiation frameworks which are fit for accomplishing practically any radiation design. Additionally, the work introduced in this paper utilizes SGOA for cluster amalgamation with specific goals alongside limitations.

¹AssistantProfessor,H&BS Department,Aditya College of Engineering, Surampalem, India.

jyothi4050@aec.edu.in , ORCID : 0000-0002-4309-5658

²Academic Consultant ,Department of Physics , S.V.University , Tirupati, Andhra Pradesh, [India.](http://India.kamalasrinivasan@rediffmail.com)
kamalasrinivasan@rediffmail.com

Received :12-02-2021 Accepted : 21-06-2021

Further, the paper is coordinated as follows. Brief portrayal of the difficult definition is given in Section 2. The geometry and array factor the circular array antenna is given in Section 3. Results and overall conclusions are given in Section 4 and Section5 respectively.

2.PROBLEM FORMULATION

2.1 Problemstatement

The difficult assertion of the current work can be essentially disclosed as to decide the proper coefficients of current excitations alongside the between component dispersing in the round about which produce wanted examples with shape and other foreordained boundaries like SLL and BW. Several synthesis techniques are proposed that effectively design the arrays for increasing the SNR in multipath environment (Jyothi & Budida, Null Steering In Linear Arrays for Multiple Null Positions, ISSN: 2277-3878, Volume-8 Issue-2, July 2019). In this paper, one such technique known as amplitude only using SGOA is proposed.

For the most part, the adequacy just method is considered for combination of radio wire clusters in light of its straight forwardness and extremely low complex mathematical advances. It even enjoys the benefit by which the comparing radio wire is left precisely undisturbed. In any case, they have may limits in execution. Thus, the between component dispersing is additionally utilized for the combination cycle which can be utilized in upgrade the presentation of the cluster.

2.2 Fitnessfunctionformulation

$$SLL_{diff} = SLL_{uni} - \max \left[\int_{-90}^{\theta_0 - \frac{BW_{obt}}{2}} AF(\theta) \right] , \left| \int_{\theta_0 + \frac{BW_{obt}}{2}}^{90} AF(\theta) AF(\theta) \right| - (1)$$

$$BW_{diff} = |BW_{uni} - BW_{obt}| \text{ -----}(2)$$

¹AssistantProfessor,H&BS Department,Aditya College of Engineering, Surampalem, India.

jyothi4050@aec.edu.in , ORCID : 0000-0002-4309-5658

²Academic Consultant ,Department of Physics , S.V.University , Tirupati, Andhra Pradesh, [India. kamalasrinivasan@rediffmail.com](http://India.kamalasrinivasan@rediffmail.com)

Received :12-02-2021 Accepted : 21-06-2021

$$f_1 = SLL_{diff} \quad \text{if } SLL_{diff} > 0 \text{ -----(3)}$$

$$= 0 \quad \text{otherwise}$$

$$f_2 = SLL_{diff} \quad \text{if } SLL_{diff} > 0 \text{ -----(4)}$$

$$= 0 \quad \text{otherwise}$$

$$f = c_1 f_1 + c_2 f_2 \text{ ----- (5)}$$

3. Formulation of circular array synthesis as optimization problem

By using non uniform amplitude distribution of Circular array (Jyothi, Non-Uniform Amplitude And Spatial Distribution Based Circular-Array Design Using SGOA, 2018/12) .The array factor in the Y-Z plane can be written as

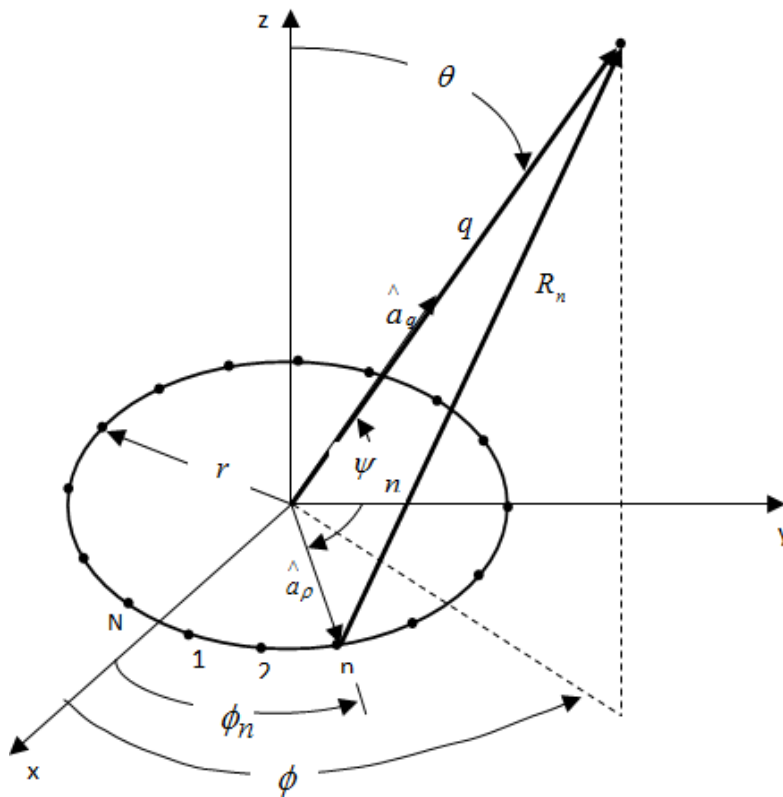


Fig 1.Geometry of Circular array

¹AssistantProfessor,H&BS Department,Aditya College of Engineering, Surampalem, India.

jyothi4050@aec.edu.in , ORCID : 0000-0002-4309-5658

²Academic Consultant ,Department of Physics , S.V.University , Tirupati, Andhra Pradesh, India.kamalasrinivasan@rediffmail.com

Received :12-02-2021 Accepted : 21-06-2021

$$AF(\varphi) = \sum_{i=1}^N A_i \exp(j(kr \cos(\varphi - \varphi_i) + \beta_i)) \quad \text{-----} \quad (7)$$

Here, A_i refers to magnitude of current of an i^{th} element in the N element array.

$$kr = \frac{2\pi r}{\lambda}$$

$$= \sum_{i=1}^N d_i \quad \text{-----} (9)$$

4.RESULTS

The reproduction results are introduced in this Section as follow. For the reenactment varieties of two distinct sizes are thought of. The two unique exhibits are 20 and 30 component clusters. In the relating configuration measure, both the amplitudes of current excitation alongside the spatial circulation of the components of the exhibit are utilized.

In the main case, the 20-component exhibit is thought of and intended to smother the SLL to definitely not exactly that of the uniform circulation. Typically the uniform circulation of excitation and separating between the components report a SLL of roughly - 8dB. Utilizing the SGOA, the SLL is limited not exactly - 15dB while the BW of the blended exhibits keep up just that equivalent of uniform conveyance. This is obvious from the radiation design plot as demonstrated in Fig.2. The comparing plentifulness coefficients and the spatial appropriations are plotted as stem plots in Fig.3 and Fig.4 separately.

¹AssistantProfessor,H&BS Department,Aditya College of Engineering, Surampalem, India.

jyothi4050@aec.edu.in , ORCID : 0000-0002-4309-5658

²Academic Consultant ,Department of Physics , S.V.University , Tirupati, Andhra Pradesh, [India.](#)
kamalasrinivasan@rediffmail.com

Received :12-02-2021 Accepted : 21-06-2021

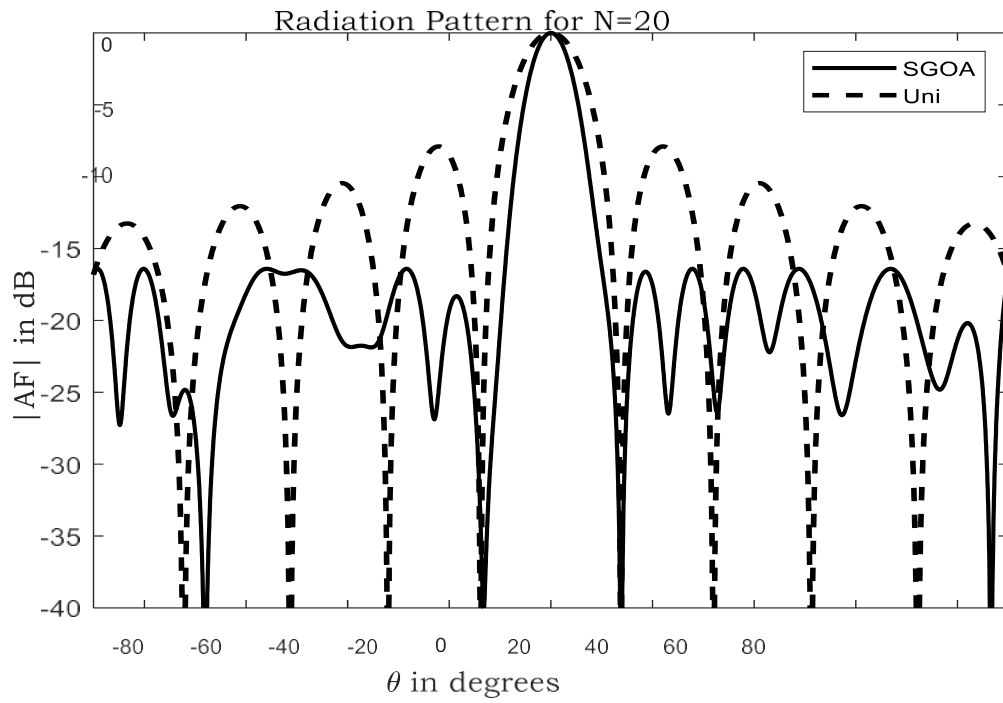


Fig.2. Radiation pattern for N=20

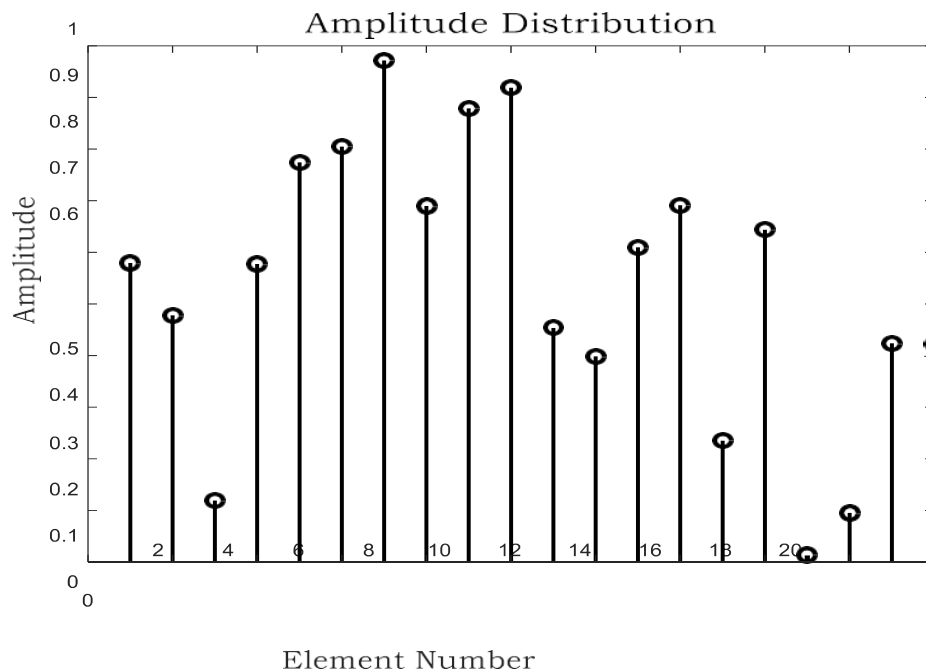


Fig.3. Amplitude distribution for N=20 element circular array

¹Assistant Professor, H&BS Department, Aditya College of Engineering, Surampalem, India.

jyothi4050@aec.edu.in , ORCID : 0000-0002-4309-5658

²Academic Consultant , Department of Physics , S.V. University , Tirupati, Andhra Pradesh, [India. kamalasrinivasan@rediffmail.com](http://India.kamalasrinivasan@rediffmail.com)

Received : 12-02-2021 Accepted : 21-06-2021

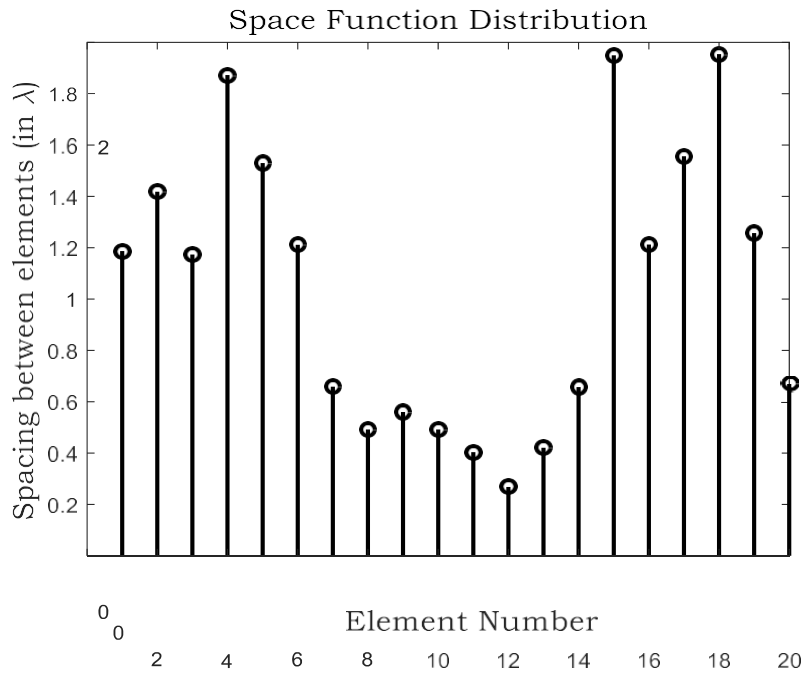


Fig.4. Spatial distribution for $N=20$ element circular array

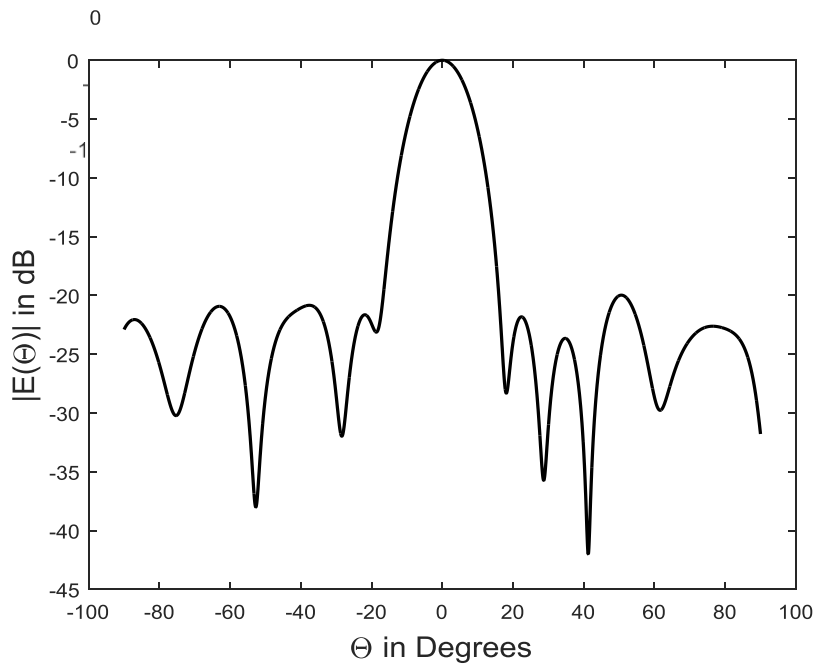


Fig.5. Radiation pattern of 25 elements

¹Assistant Professor, H&BS Department, Aditya College of Engineering, Surampalem, India.

jyothi4050@aec.edu.in , ORCID : 0000-0002-4309-5658

²Academic Consultant , Department of Physics , S.V. University , Tirupati, Andhra Pradesh, [India. kamalasrinivasan@rediffmail.com](http://India.kamalasrinivasan@rediffmail.com)

Received : 12-02-2021 Accepted : 21-06-2021

NU amplitude distribution of 25 element

S.No	Element Number	Amplitude
1	1	0.61466
2	2	0.99997
3	3	0.61529
4	4	0.38187
5	5	0.36952
6	6	0.37091
7	7	0.56617
8	8	0.78389
9	9	0.96426
10	10	0.37801
11	11	0.87455
12	12	0.26989
13	13	0.61642
14	14	0.775
15	15	0.95958
16	16	0.47736
17	17	0.032181
18	18	0.80898
19	19	0.48983
20	20	0.78809
21	21	0.93954
22	22	0.68214
23	23	0.19359
24	24	0.3911
25	25	0.12754

¹AssistantProfessor,H&BS Department,Aditya College of Engineering, Surampalem, India.

jyothi4050@aec.edu.in , ORCID : 0000-0002-4309-5658

²Academic Consultant ,Department of Physics , S.V.University , Tirupati, Andhra Pradesh, [India.](#)
kamalasrinivasan@rediffmail.com

Received :12-02-2021 Accepted : 21-06-2021

Radiation Pattern for N=30

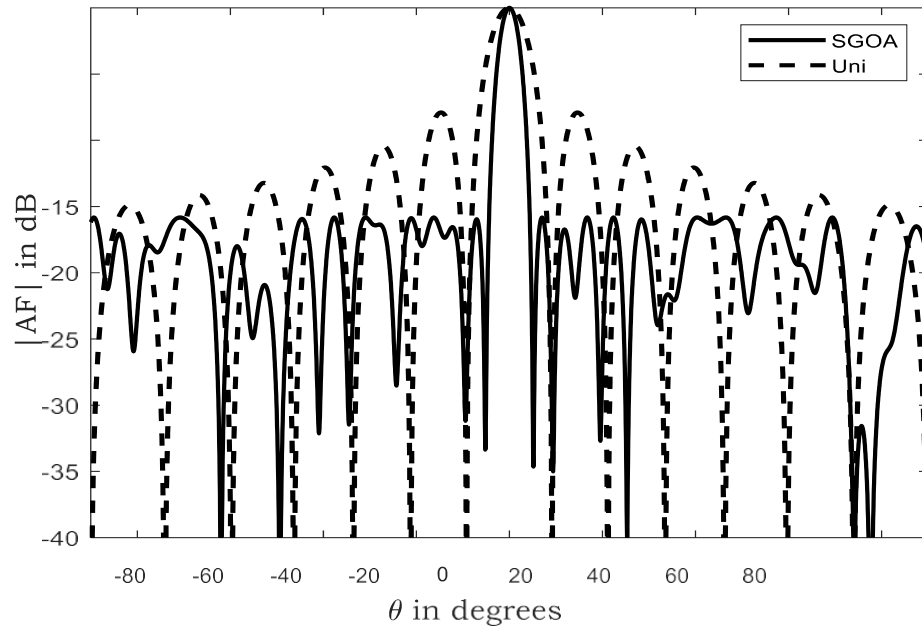


Fig.6.Radiation pattern for N=30

Multiple nulls will be regarded in this situation. The phenomenon of multiple nulls are chosen to be a combination of two previously described positions. In this regard, a combination of two edge nulls and in between median nulls are taken, and radiation patterns accordingly are determined.(Jyothi & Budida, Null Steering In Linear Arrays for Multiple Null Positions, ISSN: 2277-3878, Volume-8 Issue-2, July 2019)

¹Assistant Professor, H&BS Department, Aditya College of Engineering, Surampalem, India.

jyothi4050@aec.edu.in , ORCID : 0000-0002-4309-5658

²Academic Consultant , Department of Physics , S.V. University , Tirupati, Andhra Pradesh, [India. kamalasrinivasan@rediffmail.com](http://India.kamalasrinivasan@rediffmail.com)

Received : 12-02-2021 Accepted : 21-06-2021

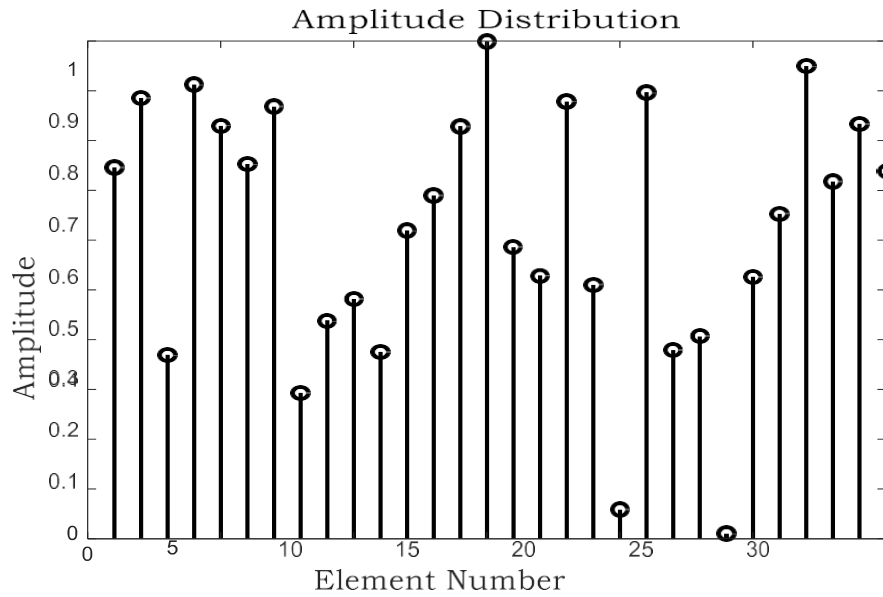


Fig.7.AmplitudedistributionforN=30elementcirculararray.

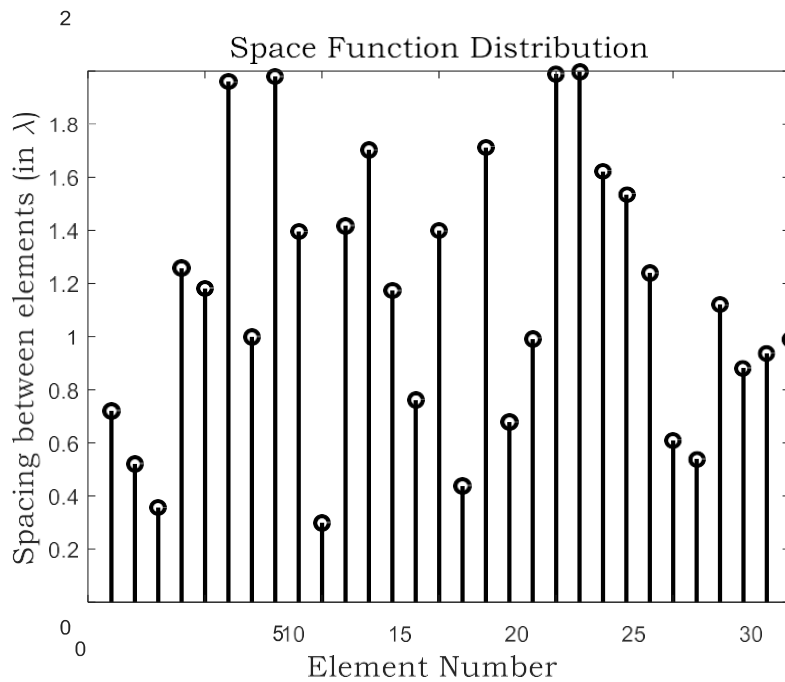


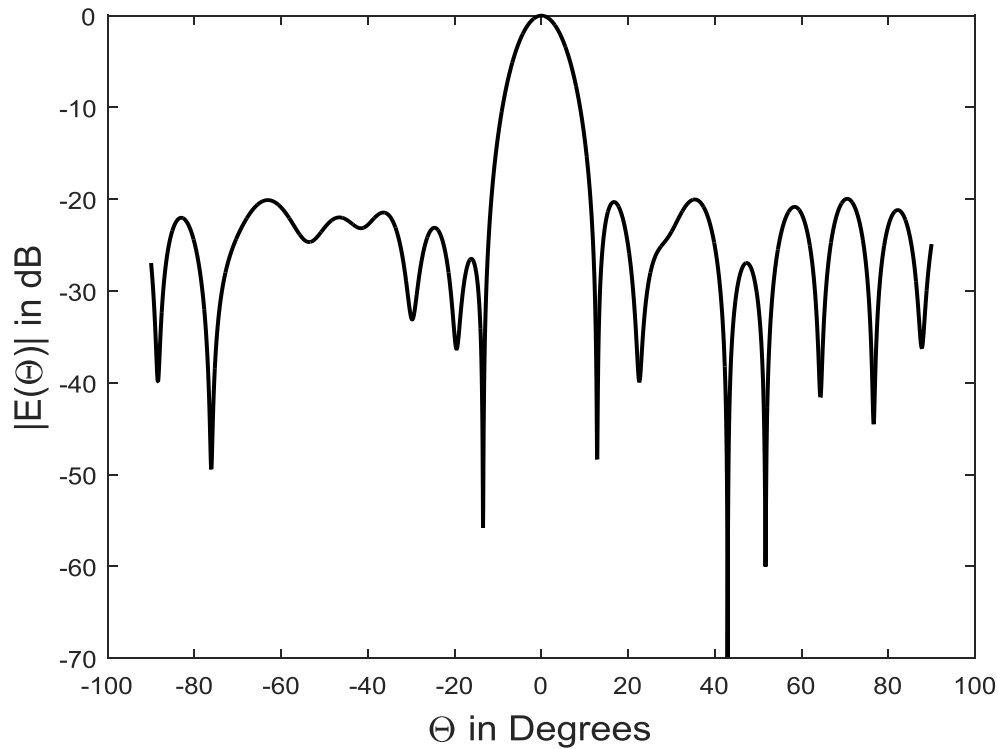
Fig.8.SpatialdistributionforN=30elementcirculararray

¹AssistantProfessor,H&BS Department,Aditya College of Engineering, Surampalem, India.

jyothi4050@aec.edu.in , ORCID : 0000-0002-4309-5658

²Academic Consultant ,Department of Physics , S.V.University , Tirupati, Andhra Pradesh, India.kamalasrinivasan@rediffmail.com

Received :12-02-2021 Accepted : 21-06-2021



Radiation pattern of 35 element

Fig.9

Additionally, the reproduction is rehashed for N=30 component round cluster. The comparing radiation design and the so decided sufficiency and spatial conveyance are introduced in Fig. 5, Fig.6 and Fig.7, Fig 9 respectively.

5. Conclusion

The SGOA is carried out effectively to the integrate round about cluster with more intricate target of managing both plentifulness and spatial appropriation to acquire all the more better outcomes in term of SLL and requirements like BW. The resultant examples have communicated SLL of - 15dB which is considerably less than the uniform circulation. This shows the strength and consistency of the calculation.

¹AssistantProfessor, H&BS Department, Aditya College of Engineering, Surampalem, India.

jyothi4050@aec.edu.in , ORCID : 0000-0002-4309-5658

²Academic Consultant , Department of Physics , S.V. University , Tirupati, Andhra Pradesh, [India. kamalasrinivasan@rediffmail.com](http://India.kamalasrinivasan@rediffmail.com)

Received : 12-02-2021 Accepted : 21-06-2021

References

- Ballanis CA. Antenna Theory Analysis and Design. 2nd ed. New York: John Willey and Son;1997.
- Elliott RS. Antenna Theory and Design. New Jersey: IEEE Press;2003), Revised edition.
- Panduro M, Mendez A, Dominguez R, Romero G. Design of non-uniform antenna arrays for side lobe reduction using the method of genetic algorithm. AEU Int J Electron Commun. 2006;60(7):713- 717.
- Jyothi Budida , Constrained Optimization of Linear Arrays using Novel Social Group Optimization algorithm , IJITEE , February 2019. (53-56).
- Suresh Satapathy and Anima Naik: “Social group optimization (SGO): a new population evolutionary optimization technique”, Complex Intell. Syst., (2)173–203(2016).
- Jyothi Budida , Non-Uniform Amplitude and Spatial Distribution Based Design using SGO Third International Conference on Smart Computing and Informatics By Springer , Volume 2 , PP 387 , KIIT , Bhubaneswar.
- A.A Noaman , Ak s. Abdallah , R.S. Ali, optimal side lobe reduction and synthesis of circular Array Antennas using hybrid adaptive generic algorithm , MIKON pp1-4, 14-16 June 2010.
- Jyothi Budida , Null Steering In Linear Arrays for Multiple Null Positions , Pages :2277-3878 , Volume -8 , Issue-2, July 2019(IJRTE).

¹Assistant Professor, H&BS Department, Aditya College of Engineering, Surampalem, India.

jyothi4050@aec.edu.in , ORCID : 0000-0002-4309-5658

²Academic Consultant , Department of Physics , S.V. University , Tirupati, Andhra Pradesh, [India. kamalasrinivasan@rediffmail.com](http://India.kamalasrinivasan@rediffmail.com)

Received : 12-02-2021 Accepted : 21-06-2021