

Research Article

An Empirical Study on Viewpoint Among Auditors and Accountants: Creative Accounting and Forensic Accounting Implication

Dr. Asif Mahbub Karim, FCGIA

Professor and Dean, Binary Graduate School
Binary University of Management & Entrepreneurship, Malaysia

Abstract

Creative Accounting also known as income smoothing, cosmetic accounting is a legitimate accounting application where by the accountants and the auditors take advantage of the loopholes in the accounting policies as per International Accounting Standards (IAS), Generally Accepted Accounting Principles (GAAP). This research is conducted on the empirical data collected from the auditors and the accountants of the listed companies of Bangladesh. They were interviewed using a 5-point Likert scale questionnaire and the responses were analyzed. A total 50 Auditors and 100 Accountants was surveyed online as respondents as to form an opinion of their perception.

The finding suggested that the practice of creative accounting was prevailing from the very inception of the books of records as many of the respondent's opinion suggest that. And many in their opinion suggested that it is a blessing depending on how we use the application.

Keywords: Creative Accounting, Forensic Accounting, International Accounting Standard, Window Dressing.

1.0 Introduction

The secret methods usually practiced in creative accounting includes, firstly accounting method selection, secondly, biased prediction and estimates thirdly, modified transactions being entered and finally discrete entry of genuine transactions depending upon the performance of company. It is therefore wise to say that creative accounting is more of a compulsion for a company to stay in or march ahead of the competition rather than an optional choice. Its proper execution could ensure that the image of the company stays intact even during the difficult times. Staying at par with the industry's best performer is also another motivational part of practicing creative accounting. If a company cannot be a market leader than it must be a good market follower as well. Now in order to be a good market follower it is important that the following company should be at some pace with the following company.

One of the main purposes of creative accounting is of course winning the confidence of the investors. This will ensure that the face value of the company is not lost even if it is going through a rough phase. The bad performance of the company is somehow balanced and overcome in the book of records with few creative entries. This small adjustment in the books can help the company to hide those temporary lows and thus ensure investors stay interested. Now here comes the creativity into practice. This little adjustment as we are referring here has indeed a big role to play. Little adjustment within IAS / BAS, BSA and GAAP is accepted. Any minute adjustment that is not covered under acceptable accounting standards laid down by IAS or BAS or even GAAP is considered as fraudulent practice that is not creative accounting.

An Empirical Study on Viewpoint Among Auditors and Accountants: Creative Accounting and Forensic Accounting Implication

This accounting process is not all about wrong practice but is a kind of intelligent adjustment in the book of accounts. It is about how to manage the balance sheet as well as profit & loss account in order to show maximum profit thus minimizing the impact of poor performance of the company for any given year. Many times, the company may decide to push the huge profit from a particular year to the forthcoming years in order to maintain the consistency in performance. That is actually what we are speaking of is income smoothing that is avoiding to show sudden rise or fall in revenue rather spreading it out eventually. It is therefore the discretion of the management solely about when to bring the profit or loss into the book of records that sustains the reputation of the company. As it is to be noted that accountant on his own cannot and shall not perform any such task unless it is directed by the board of management. As the accountant has literally no interest in the financial statement for the matter. It is the management who conveys his intention to the accountant, later on it is the creativity of accountant to adjust the books of records ever so wisely keeping updated knowledge of the accounting policies, IAS, BAS, and GAAP and watch out for any limitations on offering and to capitalize on that loophole to satisfy the need of the management.

The main objective is to investigate the gap analysis as well between the perception of auditors and the accountants in relation to creative accounting as a tool to be used in the preparation and presentation of the financial statements. Can forensic accounting be suggested as a mandatory cell for a good corporate governance practice in the financial sector stability. In all financial audit carried out by the external auditors representing the audit firms it is the norm to see that the financial statements are reflecting a true and fair view and this must be presented to the shareholders in the form of unqualified audit report as per Company's Act 1994. The Company's Act 1994 says that at every Annual General Meeting (AGM) the shareholders will appoint or re appoint the auditor or auditors and the auditors will take up the office for the next financial year.

Jameson (1988)" appreciates the fact that accounting process in its essence, requires the operation with different motivations, different ideas. From this diversity, arise manipulation, cheating and falsification at some less scrupulous accounting members". Creative accounting also known as aggressive accounting and is the manipulation of financial numbers, usually within the parameter of the law and accounting standards, but very much against their spirit and certainly not providing the true and fair view of a company that accounts are supposed to. A typical aim of creative accounting will be to inflate profit figures (Karim, Fowzia and Rashid 2014). A typical creative accounting incident involves both human effort and a bias towards some objective. Most typically, the objective is increased profits, inflated asset values, understated liabilities, and overstated shareholder value. The motivation of management and accountants typically being bonuses, promotion, and salary rises, etc. Creative accounting is a euphemism referring to accounting practices that may follow the letter of the rules of standard accounting practices, but certainly deviate from the spirit of those rules.

The terms "innovative" or "aggressive" are also sometimes used. Other synonyms include cooking the books.

The term as generally understood refers to systematic misrepresentation of the true income and assets of corporations or other organizations. "Creative accounting" is at the root of a number of accounting scandals, and many proposals for accounting reform – usually centering on an updated analysis of capital and factors of production that would correctly reflect how value is added.

2.0 Research Question:

Research question that deals this empirical study is as follows:

Q.1 is there any gap in the perception between the Auditors and the Accountants regarding the fact that creative accounting is a blessing as a practice in preparation and presentation of Financial Statements?

3.0 Research Methodology:

This study combines both primary and secondary data. Secondary data was collected through referring to books, literatures, journals, industrial reviews, company's financial reports, and newspaper articles etc. as mentioned in the literature review.

Primary data was collected from the auditors and accountants practicing in Bangladesh. Sampling method was probability in nature.

A total 50 Auditors and 100 Accountants are surveyed from companies as respondents as to form an opinion regarding their perception at national level and have a meaningful contribution.

Data was collected from these practicing auditors and accountants in Bangladesh by a questionnaire through online survey. Descriptive analysis and t – test were conducted to meet the research objectives and later on Chi Square test was conducted on the whole data collected to form opinion.

Descriptive analysis is a discipline that describes the main characteristics of a collection of data. The aim of the discipline is to summarize a set of data and T test is a statistical examination of two population means.

The questionnaire was developed using 5-point Likert scale and all the data collected were first sorted into accountant and auditor. After this primary checking all the respondent's questionnaire was thoroughly checked to ensure all the parts were answered and ticked properly. Later objective was compared with the reference table and comments are made regarding the significance and non significance of each variable.

4.0 Literature Review:

The review begins by looking empirical literature on creative accounting, beginning with Healy's (1985) highly cited article, until present. According to Smith (1992), "the highest part of the economic growth of the 80s is due to creative accounting that is to the accountants' skills than rather to a real economic growth. In the book, Accounting for Growth, he motivates the previous idea, exemplifying the cases of some British companies which use creative accounting practices (finding concrete proofs at 45 economic entities of Great Britain), taking the example of three companies which experienced the financial collapse shortly after they had presented their financial statements which clearly reflected: financial stability. Here as well Smith considers that the economic growth that took place in the 80's is mainly due to the fact of window dressing in the form of rosy financial statements". In here Smith emphasized that the development of economic growth was on paper and figure rather than achieving in real terms. That is the art and practice of creative accounting on its own merit.

According to Merchant and Rockness (1994) creative accounting "Is any action on the part of management which affects reported income and which provides no true economic advantage to the organization and may in fact, in the long-term, be detrimental". Here too, Merchant and Rockness highlight that it's "the management who portrays certain financial statements to look in a certain way as in term it may not provide any economic advantage in real terms". Creative accounting has been defined by Shah, (1998) "as the process by which management takes advantage of gaps or ambiguities in accounting standards to present a biased picture of financial performance". According to Shah, it is said to be "deliberate steps taken by the management in order to take advantages of the gaps in the rules and regulation of the accounting standard to an extent that the financial presentation will provide the user of the information a rosy picture regarding the state of the affairs of the reporting entity as of a particular date". In his opinion, Jameson (1988) "appreciates the fact that accounting process in its essence, requires the operation with different motivations, different

An Empirical Study on Viewpoint Among Auditors and Accountants: Creative Accounting and Forensic Accounting Implication

ideas. From this diversity, arise manipulation, cheating and falsification at some less scrupulous accounting members. It is he who states that these creative accounting practices do not break the law or the accounting standards; therefore, they comply with the law but not its spirit". Healy and Wahlen (1999) is widely accepted. Their article on reviews earnings management relevant to standards setters which leads them to the definition; "Earnings management occurs when managers use judgment in financial reporting and in structuring transactions to alter financial reports to either mislead some stakeholders about the underlying economic performance of the company or to influence contractual outcomes that depend on reported accounting numbers." Here we see that Healy and Wahlen stresses the point that earning management as often synonym for creative accounting occurs when the Managers are using judgments for the financial reports to be prepared for the stakeholders. Here come the questions who are the stakeholders? Stakeholders are any person / group who has a direct or indirect interest in the business and may be employees, tax authorities, law enforcing authorities, pressure groups, the banks, insurance companies and even the competitors.

"Financial reporting enables firms to communicate economic information about their firm's performance. This information can be used to compare firms, showing the differences in economic position and performance of each firm (Healy and Wahlen, 1999). In order to portray information, managers must follow defined standards, but within these, there is room for interpretation and application of judgment over the financial reporting. Judgment in financial reporting leads to opportunities for creative accounting. Although there is no agreed definition, Healy and Wahlen's (1999, p.368) is widely accepted. Their article reviews earnings management relevant to standards setters which leads them to the definition; "Earnings management occurs when managers use judgment in financial reporting and in structuring transactions to alter financial reports to either mislead some stakeholders about the underlying economic performance of the company or to influence contractual outcomes that depend on reported accounting numbers." Almost in the same manner, Trotman (1993) defines creative accounting, appreciating that it is a communication technique having in view the amelioration of the information provided to the investors. Thus, the economic entity is presenting to the investors or to the prospective investors financial statements passed through the filter of some techniques capable of generating a more favorable image on the market but also the illusion of some more attractive results than the normal. (Balaciu, Bogdan and Vladu 2009) . In the literature, creative accounting can still be found under the name of income smoothing, earnings smoothing, cosmetic accounting or accounting cosmetics, financial crafts or accounting crafts. "Creative accounting puts into practice in recent years not only in Bangladesh but also in a lot of developed countries. However, it is marked that the level of window-dressing of company financial statements in some developing countries has significantly desecrated all known ethical standards. (Karim Fowzia & Rashid 2011) Here Karim Fowzia and Rashid is emphasizing that the practice of creative accounting is now universal and there is now no limitation as to its application. Even the developing countries are practicing it regularly as the accounting legislative or watch dogs of the accounting rules and policies at times are very weak. Bangladesh being no exception where there have been cases of financial frauds in companies like Hall Mark ltd. and Destiny Groups". (Sen and Inanga, 2001) summarize the speech of Jim Kennan, presented before the Australian Society of Accountants, which identified some significant effects of creative accounting. First, there are companies listed on the stock exchange, which show inflated profit and better financial position in their creative accounting statements to attract investors; this creation of accounts just misguides and creates confusion. Yet another purpose of adapting creative accounting technique may be the managers are interested in paying less taxes and dividends the shareholders in gain with higher dividends, the employees to obtain better salary and higher profit share, the authorities to collect more taxes (Junaid and Asif , 2014).

Forensic accounting requires specialized expertise in seven areas (Soleimany Amiri & Babaei, 2020). Forensic computer analysis is one of the areas covered. Other categories include financial statement falsification, economic damages estimates and bankruptcy insolvency and restructuring (Claire & Jude, 2016). To oppose the failure of the accounting and auditing systems management, this study examines fraud detection, prevention, and response. An accountant with training in communication, law, criminology, information technology, and investigation are well-suited to take on fraud and fraud-related projects (Othman et al., 2015). Forensic accounting services will continue to be in high demand in the future due to an increase in fraudsters' activities (Joseph et al., 2016) as a result of trade globalization, new and sophisticated legislation, and advances in technology use and sophistication.

5.0 Findings & Analysis:

Let us consider the formulation of hypothesis from the mainstream at first. The following hypothesis are formed as to why the creative accounting practice is considered as a blessing by accountants and auditors. The following questions are repeatedly concern of any accountant preparing the financial statements.

- 1.H_A: To stay at par with forecast and actual of the financial budget that an entity prepares.
2. H_A: To stay at par with the industry best performer as a base to compare their own performance.
3. H_A: To attract more stakeholders in to the business even though by portraying a rosy financial statement.
4. H_A: To maintain the stability of share price in the stock exchange in order to avoid share price fluctuations.

Let us see the following tables to see the analysis .

Table 1 : Case Processing Summary

	Cases					
	Valid		Missing		Total	
	N	Percent	N	Percent	N	Percent
To stay with forecast and actual * Respondent Type	153	100.0%	0	.0%	153	100.0%
Blessing to stay with industry best performers * Respondent Type	153	100.0%	0	.0%	153	100.0%
Blessing to attract more stakeholders * Respondent Type	153	100.0%	0	.0%	153	100.0%
Blessing to stabilize share price * Respondent Type	153	100.0%	0	.0%	153	100.0%

Table 2 - To stay with forecast and actual of the financial budget - * Respondent Type Cross tabulation

An Empirical Study on Viewpoint Among Auditors and Accountants: Creative Accounting and Forensic Accounting Implication

		Respondent Type		Total	
		Accountant	Auditor		
To stay with forecast and strongly agree actual	Count	16	5	21	
	% within Respondent Type	15.5%	10.0%	13.7%	
	Agree	Count	65	6	71
	% within Respondent Type	63.1%	12.0%	46.4%	
	Neutral	Count	12	32	44
% within Respondent Type	11.7%	64.0%	28.8%		
Disagree	Count	6	6	12	
% within Respondent Type	5.8%	12.0%	7.8%		
strongly disagree	Count	4	1	5	
% within Respondent Type	3.9%	2.0%	3.3%		
Total	Count	103	50	153	
	% within Respondent Type	100.0%	100.0%	100.0%	

1. H_0 : There is no difference between the opinions of two groups in practicing creative accounting as to stay at par with the forecast and the actual of the financial budget.

And H_A : There is a difference between the opinions of two groups in practicing creative accounting as not to stay at par with the forecast and actual.

Table 3- Observed frequencies (expected frequency) of respondent's opinions about company's staying at par with the forecast and the actual.

	Strongly Agree	Agree	Neutral	Disagree & Strongly Disagree	Total
Accountant	16 (14.14)	65 (47.80)	12 (29.62)	10 (11.44)	103
Auditor	5 (6.86)	6 (23.20)	32 (14.40)	7 (5.56)	50
Total	21	71	44	17	153

$$\text{Chi-square value} = \sum \frac{(O - E)^2}{E} = 14.54$$

The degrees of freedom are $(R-1)(C-1) = (2-1)(4-1) = 3$. At 5% level of significance, the critical value from G-distribution is 7.815.

Since $14.54 > 7.815$ that means chi-square value falls into the critical region, the decision is to reject null hypothesis. So, at 5% level of significance, it can be said that there is enough evidence to support the claim that there is gap between the opinions of two groups about its application in

Obviously, there will be a perception gap in the view point of auditors and accountants here. And hence there are differences of opinions.

If we look into the graph below, we can comment on the performance.

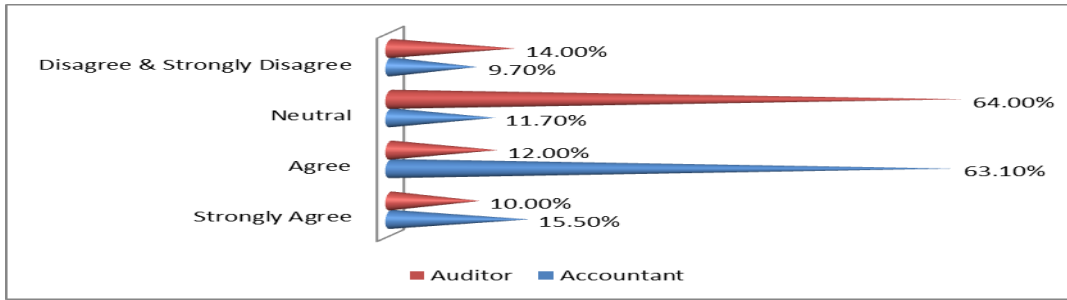


Figure 1: Graphical representation of the analysis of the questionnaire

Here we can see that 64% of the respondent who are auditors’ responses that they are neutral on the fact that creative accounting is practiced in Bangladesh by the entities to stay at par with the expectations. While 78.6% (63.1+15.5) of the accountants agree and strongly agree to the fact that creative accounting is practiced in the economy by the entities to stay at par with the expectations.

2. H_0 : There is no difference between the opinions of two groups in saying that to stay at par with the industry’s best performer. And H_A : There is a difference between the opinions of two groups in saying that not to stay in par with the industry’s best performer.

Table 4: Observed frequencies (expected frequency) of respondent’s opinions about company’s staying at par with the forecast and the actual.

Contingency Table				
	Strongly Agree	Agree	Neutral	Disagree & Strongly Disagree
Accountant	14.1372549	47.79738562	29.62091503	11.44444
Auditor	6.862745098	23.20261438	14.37908497	5.555556

$$\text{Chi-square value} = \sum \frac{(O - E)^2}{E} = 14.54$$

The degrees of freedom are $(R-1)(C-1) = (2-1)(4-1) = 3$. At 5% level of significance, the critical value from G-distribution is 7.815. Since $14.54 > 7.815$ that means chi-square value falls into the critical region, the decision is to reject null hypothesis. So, at 5% level of significance, it can be said that there is enough evidence to support the claim that there is gap between the opinions of accountants and auditors about application of creative accounting in financial statements. Obviously, there will be a perception gap in the view point of auditors and accountants here.

Table 5 - Chi-Square Value

Observed	Expected	O - E = V	V*V=X	X/E
16	14.1372549	1.862745098	3.469819	0.245437981
65	47.79738562	17.20261438	295.9299	6.19134159
12	29.62091503	-17.62091503	310.4966	10.48234486
10	11.44444444	-1.444444444	2.08642	0.182308522
5	6.862745098	-1.862745098	3.469819	0.505602241
6	23.20261438	-17.20261438	295.9299	12.75416367

An Empirical Study on Viewpoint Among Auditors and Accountants: Creative Accounting and Forensic Accounting Implication

32	14.37908497	17.62091503	310.4966	21.59363042
7	5.555555556	1.444444444	2.08642	0.375555556
			Total	52.33038485

Table – 6 To stay with industry best performers * Respondent Type Cross tabulation

		Respondent Type		Total
		Accountant	Auditor	
To stay with industry best performers	strongly agree	Count 27	4	31
		% within Respondent Type 26.2%	8.0%	20.3%
	Agree	Count 53	8	61
		% within Respondent Type 51.5%	16.0%	39.9%
	Neutral	Count 13	32	45
		% within Respondent Type 12.6%	64.0%	29.4%
Disagree	Count 6	6	12	
	% within Respondent Type 5.8%	12.0%	7.8%	
strongly disagree	Count 4	0	4	
	% within Respondent Type 3.9%	.0%	2.6%	
Total	Count 103	50	153	
	% within Respondent Type 100.0%	100.0%	100.0%	

$$\text{Chi-square value} = \sum \frac{(O - E)^2}{E}$$

The degrees of freedom are (R-1) (C-1) = (2-1) (4-1) = 3. At 5% level of significance, the critical value from G-distribution is analyzed and reflected in the graph. Since that means chi-square value falls into the critical region, the decision is to reject null hypothesis. So at 5% level of significance, it can be said that there is enough evidence to support the claim that there is gap between the opinions of two groups about the application of creative accounting in financial statements. Obviously there will be a perception gap in the view point of auditors and accountants here.

And hence there are differences of opinions.

3. H₀: There is no difference between the opinions of two groups in attracting more stakeholders into the business.

And H_A: There is a difference between the opinions of two groups in not attracting more stakeholders into the business.

Table 7 : Observed frequencies (expected frequency) of respondent’s opinions about company’s staying at par with the forecast and the actual.

	Strongly Agree	Agree	Neutral	Disagree & Strongly Disagree	Total
Accountant	27 (20.87)	53 (41.07)	13 (30.29)	10 (10.77)	103
Auditor	4 (10.13)	8 (19.94)	32 (14.71)	6 (5.23)	50
Total	31	61	45	16	153

Let us analyze the above fact more closely by the following diagram.

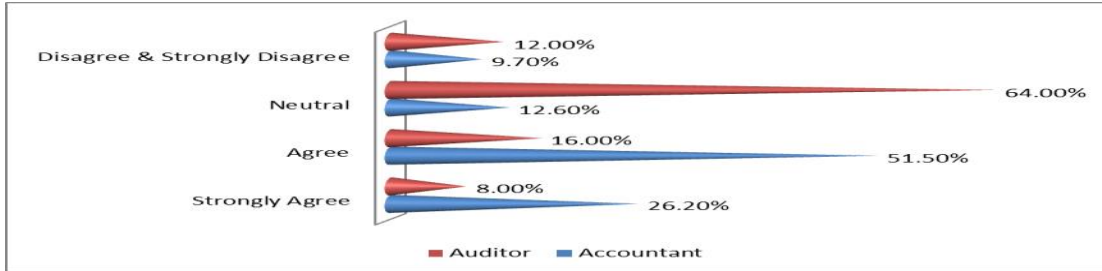


Figure 2: Graphical representation of the analysis of the questionnaire

Here we can see that 77.5% of the accountant responded that to attract new and more stakeholders the practice of creative is carried out. On the other hand, the respondent group of auditor suggests that only 24% either agrees and strongly agrees with the fact that to attract new investor in to the business.

4. H_0 : There is no difference between the opinions of two groups in saying that to maintain the stability of the share price in the stock market.

And H_A : There is a difference between the opinions of two groups in saying that to maintain the stability of share price in the stock market.

Table 8 : Observed frequencies (expected frequency) of respondent’s opinions about company’s staying at par with the forecast and the actual.

	Strongly Agree	Agree	Neutral	Disagree & Strongly Disagree
Accountant	20.86928105	41.06535948	30.29411765	10.77124
Auditor	10.13071895	19.93464052	14.70588235	5.228758

$$\text{Chi-square value} = \sum \frac{(O - E)^2}{E}$$

The degrees of freedom are $(R-1)(C-1) = (2-1)(4-1) = 3$. At 5% level of significance, the critical value from G-distribution is calculated and reflection of summary is shown in the graph.

Since that means chi-square value falls into the critical region, the decision is to reject null hypothesis. So at 5% level of significance, it can be said that there is enough evidence to support the claim that there is gap between the opinions of two groups about its application in Obviously, there will be a perception gap in the view point of auditors and accountants here.

And hence there are difference of opinions.

Table – 9 Chi-Square Value

Observed	Expected	O - E = V	V*V=X	X/E
27	20.86928105	6.130718954	37.58571	1.801006696
53	41.06535948	11.93464052	142.4356	3.468510838

An Empirical Study on Viewpoint Among Auditors and Accountants: Creative Accounting and Forensic Accounting Implication

13	30.29411765	-17.29411765	299.0865	9.872758424
10	10.77124183	-0.77124183	0.594814	0.055222413
4	10.13071895	-6.130718954	37.58571	3.710073793
8	19.93464052	-11.93464052	142.4356	7.145132326
32	14.70588235	17.29411765	299.0865	20.33788235
6	5.22875817	0.77124183	0.594814	0.11375817
			Total	46.50434501

Table – 10 To attract more stakeholders * Respondent Type Cross tabulation

			Respondent Type		Total
			Accountant	Auditor	
To attract more stakeholders	strongly agree	Count	56	6	62
		% within Respondent Type	54.4%	12.0%	40.5%
	Agree	Count	26	13	39
		% within Respondent Type	25.2%	26.0%	25.5%
	Neutral	Count	11	28	39
		% within Respondent Type	10.7%	56.0%	25.5%
	Disagree	Count	6	3	9
		% within Respondent Type	5.8%	6.0%	5.9%
	strongly disagree	Count	4	0	4
		% within Respondent Type	3.9%	.0%	2.6%
Total		Count	103	50	153
		% within Respondent Type	100.0%	100.0%	100.0%

	Strongly Agree	Agree	Neutral	Disagree & Strongly Disagree	Total
Accountant	56 (41.74)	26 (26.26)	11 (26.26)	10 (8.75)	103
Auditor	6 (20.26)	13 (12.75)	28 (12.75)	3 (4.25)	50
Total	62	39	39	13	153

Let us examine the graph below:

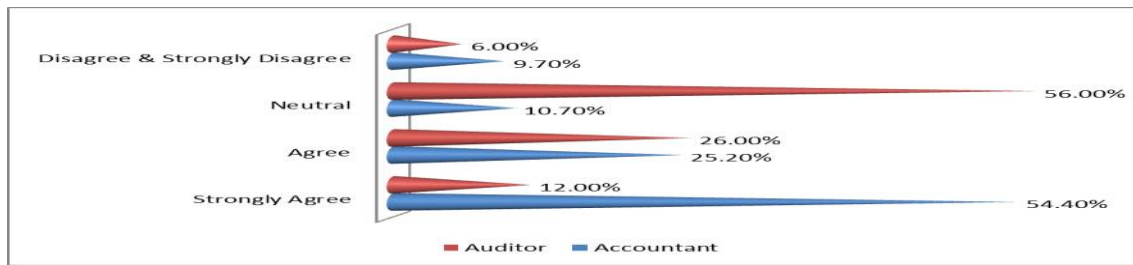


Figure 3: Graphical representation of the analysis of the questionnaire

The following table will make it clear. Here we can see 79.6% of the accountants responded that to maintain the stability in the share market regarding the value of the share such practice is used. Whereas 56% of the auditors had no comment and responded as neutral to this particular question.

Table 11: Observed frequencies (expected frequency) of respondent’s opinions in

	Strongly Agree	Agree	Neutral	Disagree & Strongly Disagree
Accountant	41.73856209	26.25490196	26.25490196	8.751634
Auditor	20.26143791	12.74509804	12.74509804	4.248366

Table 12 - Chi-Square Value

Observed	Expected	O - E = V	V*V=X	X/E
56	41.73856209	14.26143791	203.3886	4.872918496
26	26.25490196	-0.254901961	0.064975	0.002474776
11	26.25490196	-15.25490196	232.712	8.863565142
10	8.751633987	1.248366013	1.558418	0.178071627
6	20.26143791	-14.26143791	203.3886	10.0382121
13	12.74509804	0.254901961	0.064975	0.005098039
28	12.74509804	15.25490196	232.712	18.25894419
3	4.248366013	-1.248366013	1.558418	0.366827552
			Total	42.58611193

Table 13 - To stabilize share price * Respondent Type Cross tabulation

			Respondent Type		
			Accountant	Auditor	Total
To stabilize share price	strongly agree	Count	53	10	63
		% within Respondent Type	51.5%	20.0%	41.2%
	Agree	Count	32	14	46
		% within Respondent Type	31.1%	28.0%	30.1%
Neutral	Count	8	22	30	
	% within Respondent Type	7.8%	44.0%	19.6%	
Disagree	Count	5	3	8	
	% within Respondent Type	4.8%	12.0%	7.5%	

An Empirical Study on Viewpoint Among Auditors and Accountants: Creative Accounting and Forensic Accounting Implication

	% within Respondent Type	4.9%	6.0%	5.2%
strongly disagree	Count	5	1	6
	% within Respondent Type	4.9%	2.0%	3.9%
Total	Count	103	50	153
	% within Respondent Type	100.0%	100.0%	100.0%

Table 14 : Observed frequencies (expected frequency) of respondent’s opinions

	Strongly Agree	Agree	Neutral	Disagree & Strongly Disagree	Total
Accountant	53 (42.42)	32 (30.98)	8 (20.20)	10 (9.43)	103
Auditor	10 (20.59)	14 (15.03)	22 (9.80)	4 (4.58)	50
Total	63	46	30	14	153

Here also we that 81.5% of the accountants either agrees or strongly agrees as compared to only 48% of the auditors. The graph below will be more speaking about the situation.

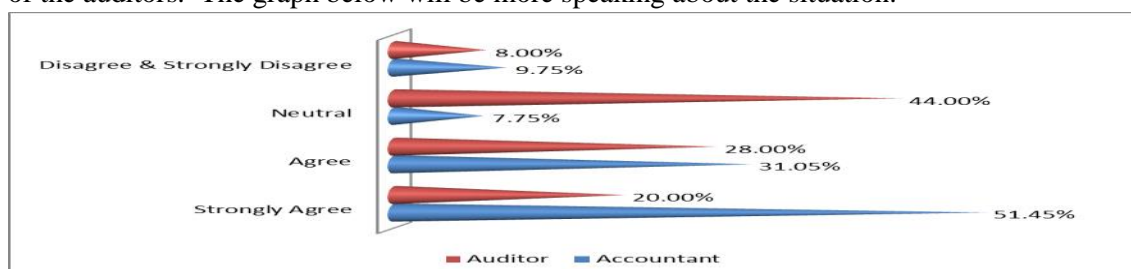


Figure 4: Graphical representation of the analysis of the questionnaire

Table 15: Observed frequencies (expected frequency) of respondent’s opinions in

<u>Contingency Table</u>				
	Strongly Agree	Agree	Neutral	Disagree & Strongly Disagree
Accountant	42.41176471	30.96732026	20.19607843	9.424837
Auditor	20.58823529	15.03267974	9.803921569	4.575163

Table – 16 Chi-Square Value

Observed	Expected	O - E = V	V*V=X	X/E
53	42.41176471	10.58823529	112.1107	2.643387452
32	30.96732026	1.032679739	1.066427	0.034437188
8	20.19607843	-12.19607843	148.7443	7.36501047
10	9.424836601	0.575163399	0.330813	0.035100124
10	20.58823529	-10.58823529	112.1107	5.445378151
14	15.03267974	-1.032679739	1.066427	0.070940608
22	9.803921569	12.19607843	148.7443	15.17192157
4	4.575163399	-0.575163399	0.330813	0.072306256

			Total	30.83848182
--	--	--	-------	-------------

6.0 Recommendation & Conclusion:

To analyze this research question, we formulated 4 hypotheses and the main conclusion of it are as follows.

To our first hypothesis for part A of the questionnaire 1 question, here we can see that 64% of the respondent who are auditors' responses that they are neutral on the fact that creative accounting is practiced in Bangladesh by the entities to stay at par with the expectations. While 78.6% (63.1+15.5) of the accountants agree and strongly agrees to the fact that creative accounting is practiced in the economy by the entities to stay at par with the expectations.

The auditors and accountants responded as follows for question 2:

Here we can see that 44% of the respondent who are auditors' responses that they are neutral on the fact that creative accounting is practiced in Bangladesh by the entities to stay at par with the industry's best performer expectations. While 68.2% (43.1+25.1) of the accountants agree and strongly agrees to the fact that creative accounting is practiced in the economy by the entities to stay at par with the expectations.

The responses to our question 3 of part A questions were as follows:

Here we can see that 77.5% of the accountant responded that to attract new and more stakeholders the practice of creative is carried out. On the other hand, the respondent group of auditor suggests that only 24% both agrees and strongly agrees with the fact that to attract new investor in to the business. The response to our last question that is question number 4 of part A we received the following responses:

Here we can see 79.6% of the accountants responded that to maintain the stability in the share market regarding the value of the share such practice is used. Whereas 56% of the auditors had no comment and responded as neutral to this particular question. The contribution in the arena is since the practice of the creative accounting is in place from the very inception of financial accounting practice in Bangladesh but the importance has reached a zenith high in its application. The study in correlation with the objective contributes to the literature regarding the motives to consider the inclination of opting to practice creative accounting as a tool in preparation and presentation of financial statements.

Better regulatory observation to be adhered to monitor the reporting entities.

Introduction of Forensic Audit is mandatory as like external audit under the provision of Co. Act 1994 in Bangladesh. Through amendment of the Co. Act 1994, a provision of Forensic Audit to be introduced which will be rather a monitoring wing and they will be under strict surveillance from other regulatory bodies.

Finally, the accountability of the accountants must be enhanced for their deeds and if they are found involved in committing or assisting in performing financial crime than strict disciplinary measure can be suggested.

References:

1. Balaciu, Bogdan and Vladu, (2009), "A Brief Review of Creative Accounting Literature and its Consequences in Practice." *Annales Universitatis Apulensis Series Oeconomica*, 11(1), 2009, pp 170-183.
2. Claire, A. C., & Jude, I. O. (2016). Forensic accounting and fraud detection in Nigerian public sector. *Igbiniedion University Journal of Accounting* Vol, 2, 148-173.

An Empirical Study on Viewpoint Among Auditors and Accountants: Creative Accounting and Forensic Accounting Implication

3. Copeland, R.M.: (1968) 'Income smoothing', *Journal of Accounting Research*, VVI, Supplement, pp.101-116.
4. Griffiths, I., (1986). *Creative Accounting*, London , Sidgwick & Jackson
5. Griffiths, Ian (1992), *Creative Accounting: How to make your profits what you want them to be* London: Routledge,(First published in 1986).
6. Healy, P.M. and Wahlen, J.M.: (1999) 'A review of the creative accounting literature and its implications for standard setting', *Accounting Horizons*, Vol. 13, No. 4, pp. 365-83.
7. IASB: (2003) 'International Accounting Standards'. London: IASB.
8. Jameson, M. (1988). *A Practical guide to Creative accounting*, Kogan Page, London, pp 20-21.
9. Joseph, F. A., Okike, B. M., & Yoko, V. E. (2016). The impact of forensic accounting in fraud detection and prevention evidence from Nigerian public sector. *International Journal of Business Marketing and Management*, 1(5), 34-40.
10. Karim, Fowzia & Rashid (2011): *Cosmetic Accounting Practices in Developing Countries : Bangladesh Perspectives* , *World Journal of Social Sciences* ,Australia, Vol.1, No.3, July, pp. 1-15
11. Karim and Junaid (2014): " Creative Accounting – a form of manipulation " *Port City International University Journal* Vol. 1 , Issue.1, pp. 16-24.
12. Karim, Fowzia & Rashid (2014) , " Preception gap analysis between external auditors and accountants in application of Creative Accounting Techniques in Bangladesh" , *International Journal of Managerial Finance & Accounting* , UK , Vol.6, Issue 4 , pp. 296-302.
13. Merchant, K.A. and Rockness, J.: (1994) 'The ethics of managing earnings: empirical investigation', *Journal of Accounting and Public Policy*, 13, pp.79-94.
14. Menciau and Cotlet " creative accounting – important part of the enterprise result. *Result Annals of Eftionie Murgu University – Resita* , Fesdu.
15. Schipper, K.: (1989) 'Commentary on creative accounting', *Accounting Horizons*, December, pp. 91-102.
17. Othman, R., Aris, N. A., Mardziah, A., Zainan, N., & Amin, N. M. (2015). Fraud detection and prevention methods in the Malaysian public sector: Accountants' and internal auditors' perceptions. *Procedia Economics and Finance*, 28, 59-67.
18. Shah A K (1988) " Exploring the influences and constrains of Creative Accounting in the UK, *European Accounting Review* , Vol. 7, pp. 83-104.
19. Smith, T., (1992). *Accounting for growth*, London: Century Business
20. Watts, R.L., and Zimmerman, J.L.,(1978). *Positive Accounting Theory*. Prentice-Hall, Englewood cliffs.
21. Soleimany Amiri, G., & Babaei, F. (2020). Forensic Accounting Education in Accounting Curriculum: Academicians and Practitioners Opinions. *Applied Research in Financial Reporting*, 9(1), 117-162.
22. Watts, R.L., Zimmerman J.L., (1986). *Positive accounting theory*, Prentice Hall International Inc.
23. Watts, R.L., Zimmerman J.L., (1990). *Positive accounting theory: A ten year perspective*, *Accounting Review*, 65, pp.131-156